

**VAAGDEVI COLLEGE OF ENGINEERING
(AUTONOMOUS)**

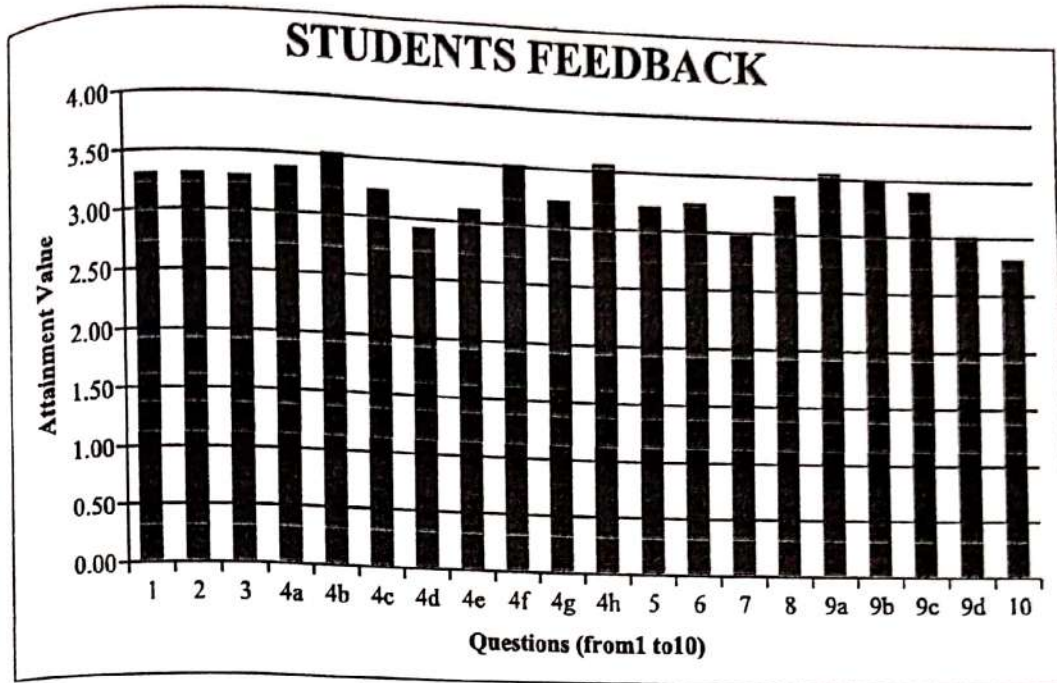
**Department of Civil Engineering
Students Feedback Form (2018-19)**

Sr. No.	Survey Aspects					No. of Responses	Attainment Value	Remarks
		4	3	2	1			
1	How much do you feel proud as a part of VCE as Student?	88	42	12	14	156	3.31	Good
2	How do you rate activities organized by VCE for your overall development?	89	40	14	13	156	3.31	Good
3	How do you rate Canteen / Departmental Stores / Medical facilities at VCE	79	52	18	7	156	3.30	Good
4	Rate the adequacy of following as they were during your tenure as a student at VCE							
a)	Laboratories & Equipment	92	41	14	9	156	3.38	Good
b)	Library	101	38	15	2	156	3.53	Good
c)	Computer Facilities	60	75	18	3	156	3.23	Good
d)	Internet & Wi-Fi	45	62	42	7	156	2.93	Average
e)	Sports / NCC / NSS	61	64	19	12	156	3.12	Good
f)	Faculty and their Support	98	46	7	5	156	3.52	Good
g)	Curriculum / Syllabus	88	28	28	12	156	3.23	Good
h)	Cleanliness / Security / Environment / Ambience	113	23	16	4	156	3.57	Good
i)	How do you rate Curricular / Extra Curricular activities at VCE	74	49	25	8	156	3.21	Good
j)	How do you rate Examination Process, Evaluation and Assessment	86	33	28	9	156	3.26	Good
k)	Do you have obtained sufficient technical know-how (both in Theory and Practical) from the curriculum?	59	52	32	13	156	3.01	Good
l)	What is the level of relevance of education imparted at Department?	89	40	18	9	156	3.34	Good
m)	Rate the following academic initiatives taken by the college / department to improve technical know-how of the students.							
n)	Seminars & Workshop	106	36	9	5	156	3.56	Good
o)	Internships, Industry Oriented Projects & Industrial Visits	104	34	12	6	156	3.51	Good
p)	Value Added Courses for bridging Industry Academic gap	86	55	7	8	156	3.40	Good
q)	Guest Lectures by Eminent Speakers from Industry / Academia	53	60	36	7	156	3.02	Good
r)	How do you rate the subjects and syllabi of the curriculum adopted?	35	66	47	8	156	2.82	Average

MOD REMARKS:-

Based on the feedback of students of civil engineering department the following points were consider for forthcoming academic year

- The internet speed has to be increased by keeping additional rooters
- The curriculum has to be added with industry needed courses
- To enhance the employability skill of the students the value added courses has to be incorporated in regular time table




HEAD
Dept. of Civil Engineering
Vaagdevi College of Engineering
Bollikunta, Warangal (T.S.)

VAAGDEVI COLLEGE OF ENGINEERING
(AUTONOMOUS)

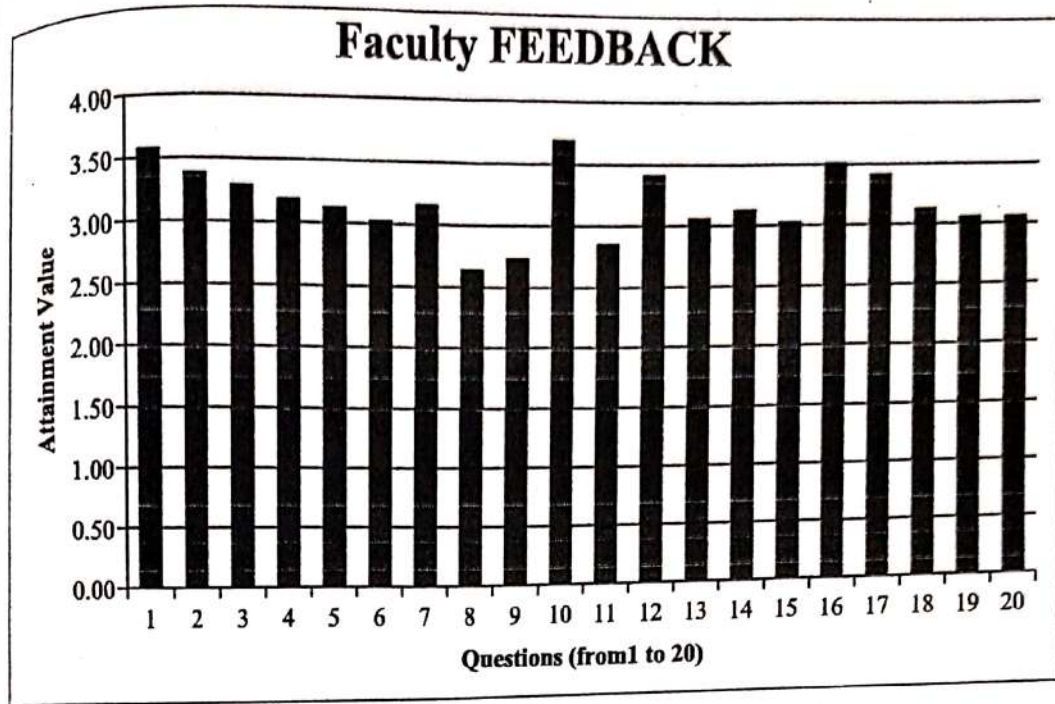
Department of Civil Engineering
Faculty Feedback Form (2018-19)

Survey Aspects	4	3	2	1	No. of Responses	Attainment Value	Remarks
How do you rate your satisfaction being a faculty at VCE	24	3	2	2	31	3.58	Good
How do you rate yourself at Teaching / Research / Administrative Responsibilities	20	5	4	2	31	3.39	Good
How do you rate resources at VCE to engage with society and industry?	18	6	5	2	31	3.29	Good
How do you rate the Teaching-Learning environment	15	10	3	3	31	3.19	Good
How do you rate the Curriculum adopted for B.Tech & M. Tech	11	14	5	1	31	3.13	Good
How do you rate the balance between theory and Laboratory courses	12	11	5	3	31	3.03	Good
How do you rate the adequacy of Elective Courses	17	6	4	4	31	3.16	Good
Text / Reference books availability in library	9	5	14	3	31	2.65	Average
e-resources to both faculty and students	9	10	7	5	31	2.74	Average
Aims and objectives of the course are well defined	48	13	3	0	64	3.70	Good
Infrastructure facilities such as cabins, class rooms and toilets	8	44	7	5	64	2.86	Average
Freedom to propose additional topics in the syllabus	18	8	5	0	31	3.42	Good
Freedom to adopt new techniques / strategies of testing and assessment of students progress	16	5	6	4	31	3.06	Good
Are the students able to collaborate with others when working on multidisciplinary teams	11	14	5	1	31	3.13	Good
How do you rate the growth of interpersonal skills of students as an individual and while working in teams	13	8	8	2	31	3.03	Good
How do you rate the students' interest in attending workshops, seminars and internships to acquire the knowledge on modern engineering practice.	18	11	2	0	31	3.52	Good
How do you rate the students in integrating the engineering tools and techniques to solve real-world problems	16	12	3	0	31	3.42	Good
How do you rate analytical skills during their performance of processes and systems to meet the desired needs	13	12	3	3	31	3.13	Good
Are the students able to estimate the impact of engineering solutions in a societal context	11	12	7	1	31	3.06	Good
How do you rate the overall performance of students	12	11	6	2	31	3.06	Good

HOD REMARKS:-

Based on the feedback of faculty of civil engineering department the following points were consider for forth coming academic year

- The department library has to be supplementary with more reference books and e-learning sources has to be added in digital library



[Signature]
HEAD
Dept. of Civil Engineering
Vaagdevi College of Engineering
Bollikunta, Warangal (T.S.)

VAAGDEVI COLLEGE OF ENGINEERING
(AUTONOMOUS)

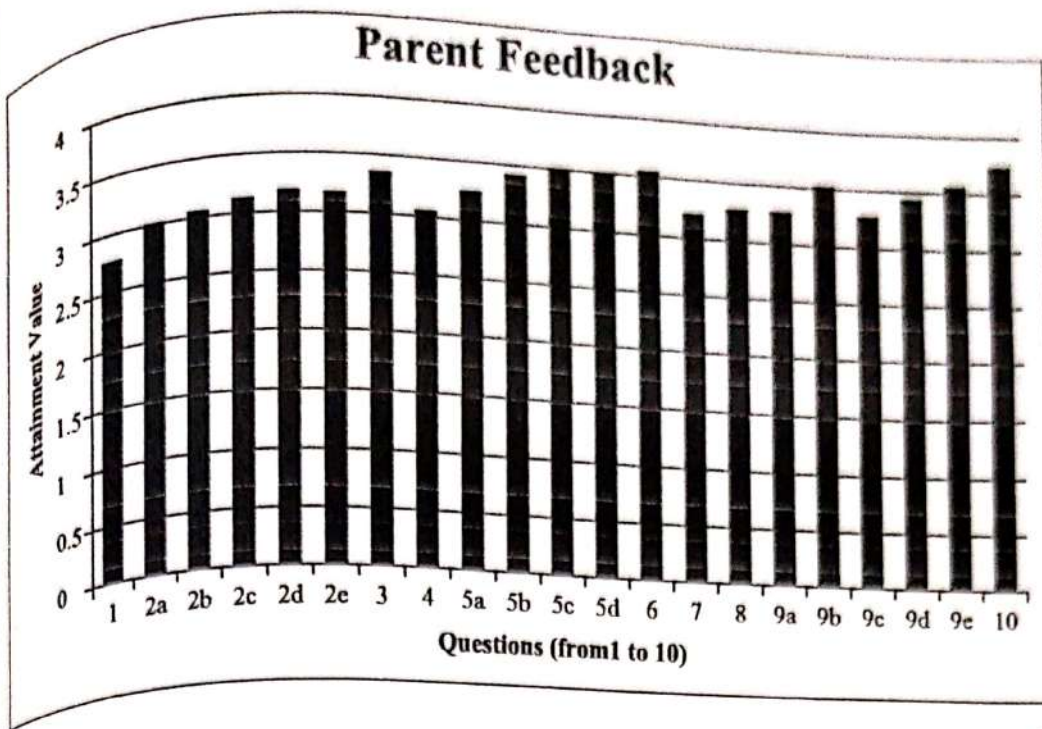
Department of Civil Engineering
Parent Feedback Form (2018-19)

Sr. No	Survey Aspects	4	3	2	1	No. of Responses	Attainment Value	Remarks
1	How do you rate the Teaching-Learning Environment	46	33	12	3	94	3.30	Average
2	How do you rate the learning facilities provided by the institute							
	Dedicated Faculty	49	32	8	5	94	3.33	Good
a)	Practical training and orientation	47	29	15	3	94	3.28	Good
b)	Seminars, Workshops and Discussions	52	24	16	2	94	3.34	Good
c)	Topics covered beyond the syllabus	43	32	11	8	94	3.17	Good
d)	Ambience for Learning	42	38	12	2	94	3.28	Good
e)	How do you rate Competence & Commitment of Faculty	52	39	3	0	94	3.52	Good
3	How do you rate Curricular / Extra Curricular activities at VCE	48	32	13	2	95	3.33	Good
4	How do you rate the Infrastructure Facilities							
5	Classrooms & Laboratories	49	36	9	0	94	3.43	Good
a)	Seminar Halls and Tutorial Rooms	48	38	8	0	94	3.43	Good
b)	Computing and Communication facilities	43	29	16	6	94	3.16	Good
c)	Central and Department Library Facilities	37	41	13	3	94	3.19	Good
d)	How do you rate the treatment of students irrespective of their gender, background etc. in teaching?	38	36	18	2	94	3.17	Good
6	How do you rate our curriculum in terms of relevance with latest technologies	23	34	28	9	94	2.76	Good
7	How do you rate the attendance, assessment and evaluation system in our college	35	33	19	7	94	3.02	Good
8	In your Considered Opinion, the institute provided							
a)	Placement Assistance	20	24	35	15	94	2.52	Good
b)	Hostel / Transportation Facility	31	39	18	6	94	3.01	Good
c)	Scope for Co-curricular & Extra-Curricular Activities	39	32	17	6	94	3.11	Good
d)	Canteen Facility	41	34	18	1	94	3.22	Good
e)	Medical Facility	37	39	14	4	94	3.16	Good
10	Overall Rating of Vaagdevi College of Engineering	43	38	13	0	94	3.32	Good

HOD REMARKS:-

Based on the feedback of parents the following points were consider for forthcoming academic year

- The teaching learning process has to be added with modern methods of teaching aids and techniques.




HEAD
Dept. of Civil Engineering
Vaagdevi College of Engineering
Bollikunta, Warangal (T.S.)

VAAGDEVI COLLEGE OF ENGINEERING
(AUTONOMOUS)

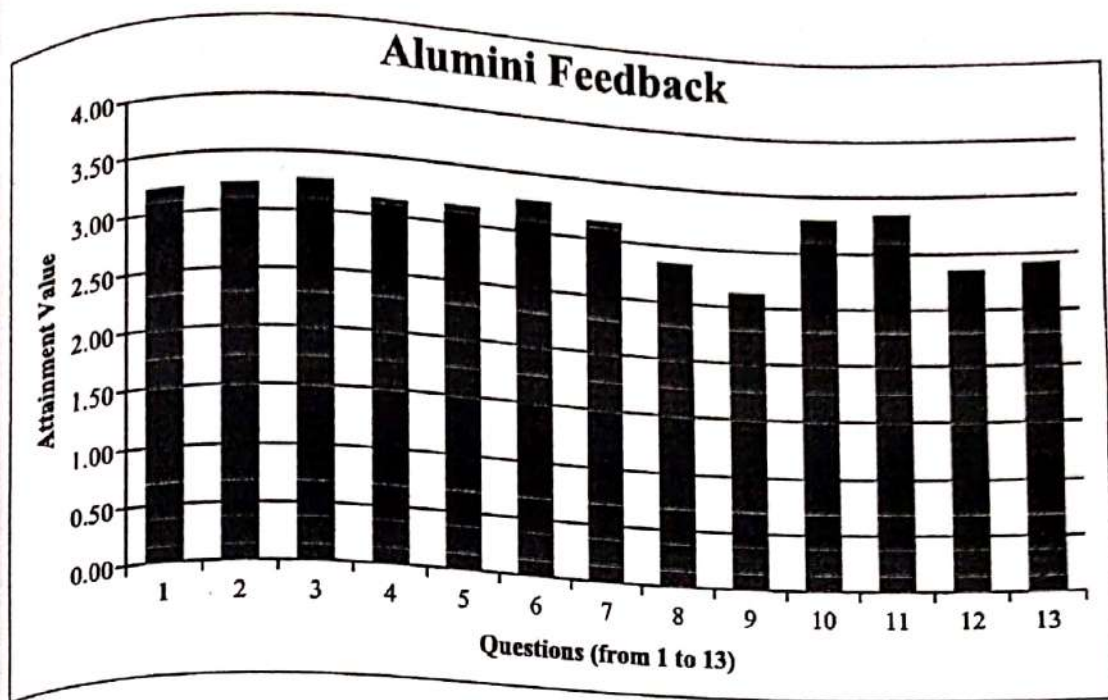
Department of Civil Engineering
Alumni Feedback Form (2018-19)

Sr. No.	Survey Aspects	4	3	2	1	No. of Responses	Attainment Value	Remarks
1	How much do you feel proud to be associated with VCE as Alumni?	38	49	16	0	103	3.21	Good
2	How do you rate the value added courses, workshops and other skill development activities organized by VCE for your overall development?	41	48	11	3	103	3.23	Good
3	How much you are willing to contribute to the development of VCE?	39	53	11	0	103	3.27	Good
4	What extent of the curriculum is meeting the industry / employment needs	25	68	9	1	103	3.14	Good
5	How do you rate yourself in designing skills with the knowledge acquired in your course	29	61	13	0	103	3.16	Good
6	How do you rate your involvement and participation in outreach activities to serve the society	32	67	4	0	103	3.27	Good
7	How do you rate the tools, technology and evolving trends in your area of specialization	31	58	13	1	103	3.16	Good
8	How do you rate the relevance of professional and open electives in your current job	26	46	21	10	103	2.85	Average
9	How the professional bodies helped you in your career	15	42	39	7	103	2.63	Average
10	How is your curriculum helped to explore the entrepreneurship opportunities in the area of specialization	43	48	12	0	103	3.30	Good
11	How do you rate the communication skills, managerial skills and technical skills help your professional growth	49	44	7	3	103	3.35	Good
12	How do you rate the knowledge on multidisciplinary domains	27	38	34	4	103	2.85	Average
13	How do you rate the updating of curriculum in meeting the industry / employer requirements	29	42	27	5	103	2.92	Average
14	Have you participated in any Alumni meet as of now	Yes / No						
15	Do you receive regular updates from the college through Mail/Calls/SMS etc.	Yes / No						

HOD REMARKS:-

Based on the feedback of parents the following points were consider for forthcoming academic year

- The students has to be opted with electives based on the field requirement
- The student has to take part in local chapter professional body events in more number and to have a wide experience in society activities.




HEAD
Dept. of Civil Engineering
Vaagdevi College of Engineering
Bollikunta, Warangal (T.S.)



Viswambhara Educational Society
VAAGDEVI COLLEGE OF ENGINEERING

UGC-Autonomous
Bollikunta, Warangal, Telangana – 506 005

2018-19

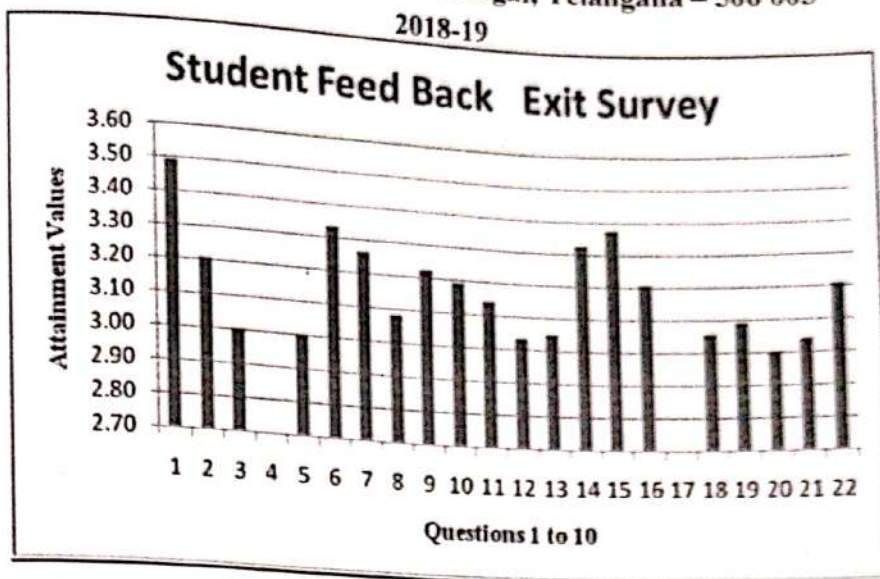
STUDENT FEEDBACK SUMMARY
(Exit Survey)

Total No. of Samples:

Sr. No.	Survey Aspects	2 – Average				No. of Responses	Attainment Value	Remarks
		4 – Excellent	3 – Good	2 – Average	1 – Poor			
1	How much do you feel proud as a part of VCE as Student?	104	31	25	0	160	3.49	Good
2	How do you rate activities organized by VCE for your overall development?	54	85	21	0	160	3.21	Good
3	How do you rate Canteen / Departmental Stores / Medical facilities at VCE	10	130	17	3	160	2.92	Good
4	Rate the adequacy of following as they were during your tenure as a student at VCE							
a)	Laboratories & Equipment	70	40	30	20	160	3.00	Good
b)	Library	96	33	19	12	160	3.33	Good
c)	Computer Facilities	75	59	19	7	160	3.26	Good
d)	Internet & Wi-Fi	61	60	30	9	160	3.08	Good
e)	Sports / NCC / NSS	75	50	31	4	160	3.23	Good
f)	Faculty and their Support	87	35	20	18	160	3.19	Good
g)	Curriculum / Syllabus	69	53	30	8	160	3.14	Good
h)	Cleanliness / Security / Environment / Ambience	62	50	40	8	160	3.04	Good
5	How do you rate Curricular / Extra Curricular activities at VCE	60	70	10	21	161	3.05	Good
6	How do you rate Examination Process, Evaluation and Assessment	81	50	29	0	160	3.33	Good
7	Do you have obtained sufficient technical know-how (both in Theory and Practical) from the curriculum?	80	62	16	2	160	3.38	Good
8	What is the level of relevance of education imparted at Department?	76	50	25	9	160	3.21	Good
9	Rate the following academic initiatives taken by the college / department to improve technical know-how of the students.							
a)	Seminars & Workshop	69	50	20	20	159	3.06	Good
b)	Internships, Industry Oriented Projects & Industrial Visits	73	48	20	19	160	3.09	Good
c)	Value Added Courses for bridging Industry Academic gap	62	55	24	19	160	3.00	Good
d)	Guest Lectures by Eminent Speakers from Industry / Academia	63	55	28	14	160	3.04	Good
10	How do you rate the subjects and syllabi of the curriculum adopted?	81	44	22	13	160	3.21	Good



Viswambhara Educational Society
VAAGDEVI COLLEGE OF ENGINEERING
UGC-Autonomous
Bollikunta, Warangal, Telangana - 506 005
2018-19



HOD Remarks:

1. Students requested regarding CRT (campus recruitment Training Programs). so, It is decided to include CRT classes as a part of Academic Time-Table.
2. It is decided to make it mandatory to do real time projects.

Prulish
Deputy Commissioner
Vaagdevi College of Engineering
Bollikunta, Warangal-506005 (T.S.)



Viswambhara Educational Society
VAAGDEVI COLLEGE OF ENGINEERING
 UGC-Autonomous
 Bollikunta, Warangal, Telangana - 506 005
 2018-19

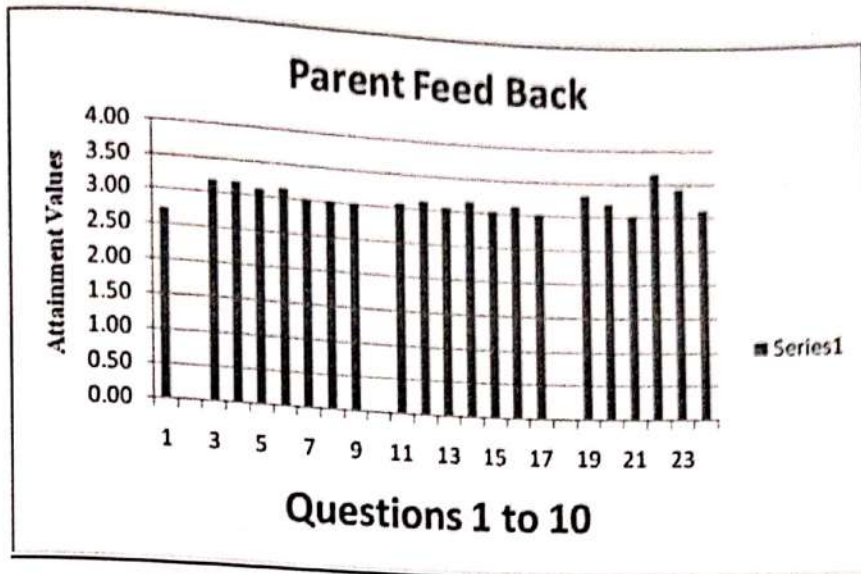
Total No. of Samples:

PARENT FEEDBACK SUMMARY

Sr. No.	Survey Aspects	2 - Average				No. of Responses	Attainment Value	Remarks
		4	3	2	1			
1	How do you rate the Teaching-Learning Environment	10	29	7	9	55	2.73	Good
2								
a)	Dedicated Faculty	30	12	10	5	57	3.18	Good
b)	Practical training and orientation	24	21	10	2	57	3.18	Good
c)	Seminars, Workshops and Discussions	23	23	5	6	57	3.11	Good
d)	Topics covered beyond the syllabus	26	14	16	1	57	3.14	Good
e)	Ambience for Learning	24	15	10	7	56	3.00	Good
3	How do you rate Competence & Commitment of Faculty	10	41	8	0	59	3.03	Good
4	How do you rate Curricular / Extra Curricular activities at VCE	11	38	6	2	57	3.02	Good
5	How do you rate the Infrastructure Facilities							
a)	Classrooms & Laboratories	17	30	7	3	57	3.07	Good
b)	Seminar Halls and Tutorial Rooms	18	30	7	2	57	3.12	Good
c)	Computing and Communication facilities	18	24	15	0	57	3.05	Good
d)	Central and Department Library Facilities	14	38	5	0	57	3.16	Good
6	How do you rate the treatment of students irrespective of their gender, background etc. in teaching?	17	27	11	2	57	3.04	Good
7	How do you rate our curriculum in terms of relevance with latest technologies	12	40	5	0	57	3.12	Good
8	How do you rate the attendance, assessment and evaluation system in our college	17	25	14	1	57	3.02	Good
9	In your Considered Opinion, the institute provided							
a)	Placement Assistance	25	25	7	0	57	3.32	Good
b)	Hostel / Transportation Facility	11	46	0	0	57	3.19	Good
c)	Scope for Co-curricular & Extra-Curricular Activities	19	20	17	1	57	3.00	Good
d)	Canteen Facility	42	10	5	0	57	3.65	Very Good
e)	Medical Facility	33	15	9	0	57	3.42	Good
10	Overall Rating of Vaagdevi College of Engineering	29	5	23	0	57	3.11	Good



Viswambhara Educational Society
VAAGDEVI COLLEGE OF ENGINEERING
UGC-Autonomous
Bollikunta, Warangal, Telangana – 506 005
2018-19



HOD Remarks:

1. As per the request made by the parents it is decided to Organise many workshops related to current technologies and trends.
2. It is requested by the parents to Increase on campus recruitments.

Pallavi
Department of Computer Science & Engineering
Vaagdevi College of Engineering
Bollikunta, Warangal-506005 (T.S.)



Viswambhara Educational Society
VAAGDEVI COLLEGE OF ENGINEERING
 UGC-Autonomous
 Bollikunta, Warangal, Telangana - 506 005
 2018-19

Total No. of Samples:

Note: 4 - Excellent

FACULTY FEEDBACK SUMMARY

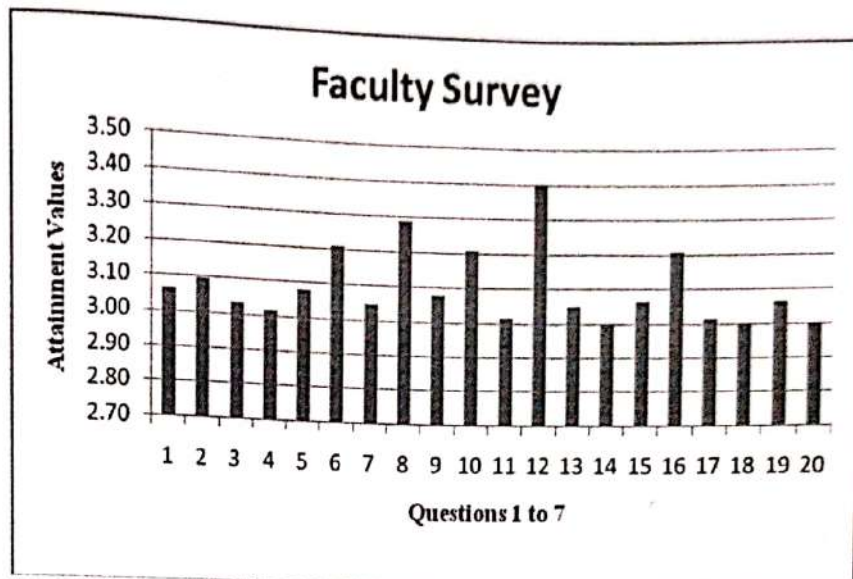
Sr. No.	Survey Aspects	3 - Good				2 - Average				No. of Responses	Attainment Value	Remarks
		4	3	2	1	4	3	2	1			
1	How do you rate your satisfaction being a faculty at VCE	14	42	2	4	62				62	3.06	Good
2	How do you rate yourself at Teaching / Research / Administrative Responsibilities	13	43	5	1	62				62	3.10	Good
3	How do you rate resources at VCE to engage with society and industry?	17	36	3	6	62				62	3.03	Good
4	How do you rate the Teaching-Learning environment	12	41	7	2	62				62	3.02	Good
5	How do you rate the Curriculum adopted for B.Tech & M. Tech	24	26	5	7	62				62	3.08	Good
6	How do you rate the balance between theory and Laboratory courses	19	38	4	1	62				62	3.21	Good
7	How do you rate the adequacy of Elective Courses	14	40	5	3	62				62	3.05	Good
8	Text / Reference books availability in library	25	30	7	0	62				62	3.29	Good
9	e-resources to both faculty and students	20	33	3	6	62				62	3.08	Good
10	Aims and objectives of the course are well defined	18	40	3	1	62				62	3.21	Good
11	Infrastructure facilities such as cabins, class rooms and toilets	15	35	10	2	62				62	3.02	Good
12	Freedom to propose additional topics in the syllabus	36	15	11	0	62				62	3.40	Good
13	Freedom to adopt new techniques / strategies of testing and assessment of students progress	18	28	15	0	61				61	3.05	Good
14	Are the students able to collaborate with others when working on multidisciplinary teams	17	29	15	1	62				62	3.00	Good
15	How do you rate the growth of interpersonal skills of students as an individual and while working in teams	12	45	2	3	62				62	3.06	Good
16	How do you rate the students' interest in attending workshops, seminars and internships to acquire the knowledge on modern engineering practice.	18	39	5	0	62				62	3.21	Good
17	How do you rate the students in integrating the engineering tools and techniques to solve real-world problems	17	30	14	1	62				62	3.02	Good
18	How do you rate analytical skills during their performance of processes and systems to meet the desired needs	14	34	14	0	62				62	3.00	Good
19	Are the students able to estimate the impact of engineering solutions in a societal context	19	32	7	4	62				62	3.06	Good



Viswambhara Educational Society
VAAGDEVI COLLEGE OF ENGINEERING
UGC-Autonomous
Bolikunta, Warangal, Telangana - 506 005

2018-19

20	How do you rate the overall performance of students	17	28	17	0	62	3.00	Good
----	---	----	----	----	---	----	------	------



HOD Remarks:

1. As per the feedbacks given by faculty, new courses were introduced.
2. It is decided to buy a plagiarism tool to pursue their research work.

Pauline
Department of Computer Science & Engineering
Vaagdevi College of Engineering
Bolikunta, Warangal-506005 (T.S.)



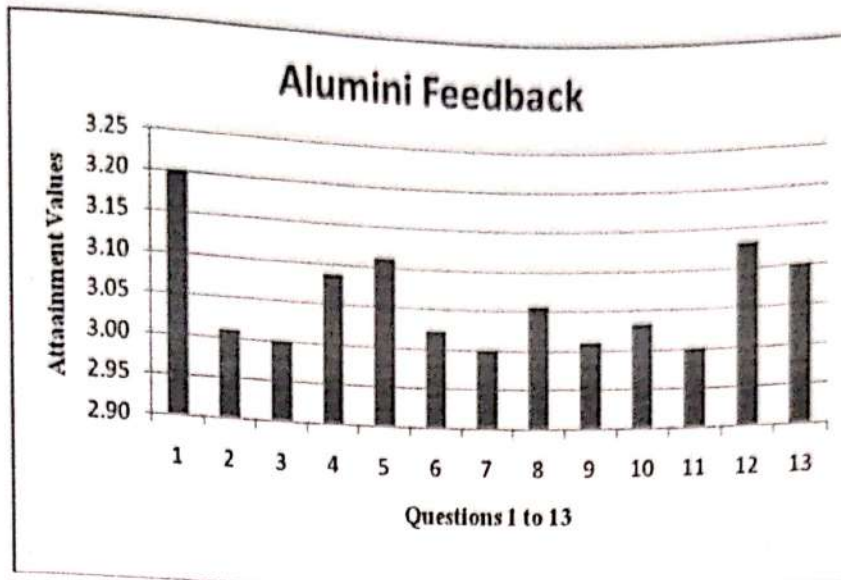
Viswambhara Educational Society
VAAGDEVI COLLEGE OF ENGINEERING
 UGC-Autonomous
 Bollikunta, Warangal, Telangana – 506 005
 2018-19
ALUMNI FEEDBACK SUMMARY

Total No. of Samples:

Sr. No.	Survey Aspects	Note: 4 – Excellent 3 – Good 2 – Average 1 – Poor				No. of Responses	Attainment Value	Remarks
		4	3	2	1			
1	How much do you feel proud to be associated with VCE as Alumni?	19	70	1	0	90	3.20	Good
2	How do you rate the value added courses, workshops and other skill development activities organized by VCE for your overall development?	16	61	13	1	91	3.01	Good
3	How much you are willing to contribute to the development of VCE?	24	43	24	0	91	3.00	Good
4	What extent of the curriculum is meeting the industry / employment needs	36	29	24	2	91	3.09	Good
5	How do you rate yourself in designing skills with the knowledge acquired in your course	35	30	25	0	90	3.11	Good
6	How do you rate your involvement and participation in outreach activities to serve the society	18	56	16	0	90	3.02	Good
7	How do you rate the tools, technology and evolving trends in your area of specialization	20	50	18	1	89	3.00	Good
8	How do you rate the relevance of professional and open electives in your current job	27	40	22	0	89	3.06	Good
9	How the professional bodies helped you in your career	28	37	25	1	91	3.01	Good
10	How is your curriculum helped to explore the entrepreneurship opportunities in the area of specialization	14	70	3	4	91	3.03	Good
11	How do you rate the communication skills, managerial skills and technical skills help your professional growth	28	38	20	4	90	3.00	Good
12	How do you rate the knowledge on multidisciplinary domains	30	45	14	2	91	3.13	Good
13	How do you rate the updating of curriculum in meeting the industry / employer requirements	25	50	14	1	90	3.10	Good



Viswambhara Educational Society
VAAGDEVI COLLEGE OF ENGINEERING
UGC-Autonomous
Bollikunta, Warangal, Telangana – 506 005
2018-19



HOD REMARKS:

1. As per the feedback given by Alumni new Courses and Labs have been introduced
2. As per the requirement of the students various Certification Courses are provided.

Paulsai
Department of Computer Science & Engineering
Vaagdevi College of Engineering
Bollikunta, Warangal-506005 (T.S.)



Viswambhara Educational Society
VAAGDEVI COLLEGE OF ENGINEERING
 Autonomous
 Bollikunta, Khila Warangal (Mandal), Warangal Urban-506 005 (T.S),
www.vaagdevi.edu.in
DEPARTMENT OF ELECTRONICS & COMMUNICATION ENGINEERING

FACULTY FEEDBACK SUMMARY (2018-19)

Total No. of Samples: 72

Sr. No.	Survey Aspects	Note: 4 - Excellent 3 - Good 2 - Average 1 - Poor				No. of Responses	Attainment Value	Remarks
		4	3	2	1			
1	How do you rate your satisfaction being a faculty at VCE	64	8	00	00	72	3.88	
2	How do you rate yourself at Teaching / Research / Administrative Responsibilities	62	10	00	00	72	3.86	
3	How do you rate resources at VCE to engage with society and industry?	51	21	00	00	72	3.7	
4	How do you rate the Teaching-Learning environment	61	11	00	00	72	3.84	
5	How do you rate the Curriculum adopted for B.Tech & M. Tech	38	32	02	00	72	3.5	
6	How do you rate the balance between theory and Laboratory courses	52	18	02	00	72	3.69	
7	How do you rate the adequacy of Elective Courses	60	12	00	00	72	3.83	
8	Text / Reference books availability in library	60	13	00	00	72	3.83	
9	e-resources to both faculty and students	56	16	00	00	72	3.78	
10	Aims and objectives of the course are well defined	55	17	00	00	72	3.76	
11	Infrastructure facilities such as cabins, class rooms and toilets	55	15	02	00	72	3.74	
12	Freedom to propose additional topics in the syllabus	55	17	00	00	72	3.76	
13	Freedom to adopt new techniques / strategies of testing and assessment of students progress	54	18	00	00	72	3.75	
14	Are the students able to collaborate with others when working on multidisciplinary teams	53	19	00	00	72	3.74	
15	How do you rate the growth of interpersonal skills of students as an individual and while working in teams	52	20	00	00	72	3.72	
16	How do you rate the students' interest in attending workshops, seminars and internships to acquire the knowledge on modern engineering practice.	52	20	00	00	72	3.72	
17	How do you rate the students in integrating the engineering tools and techniques to solve real-world problems	53	19	00	00	72	3.74	
18	How do you rate analytical skills during their performance of processes and systems to meet the desired needs	54	18	00	00	72	3.75	
19	Are the students able to estimate the impact of engineering solutions in a societal context	54	18	00	00	72	3.75	
20	How do you rate the overall performance of students	43	29	00	00	72	3.60	

HOD Remarks:

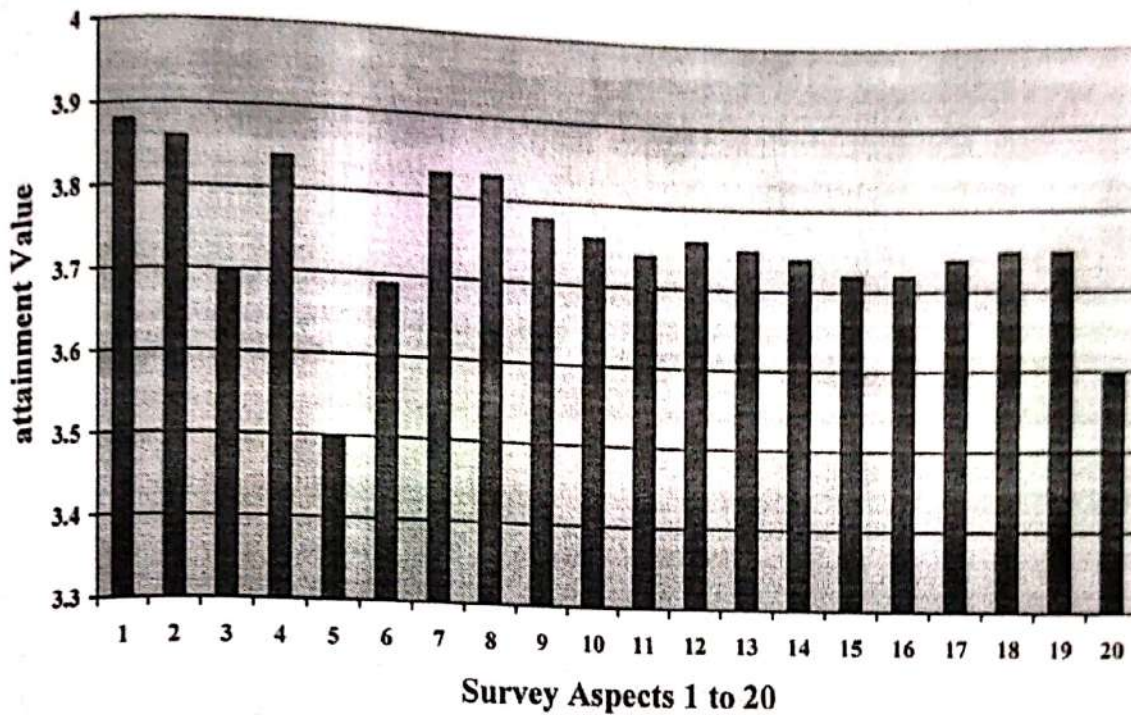
→ Faculty suggested update library facility with new versions.

Dept. of Electronics & Communication Engineering
Vaagdevi College of Engineering
 Bollikunta, Warangal - 506 005



Viswambhara Educational Society
VAAGDEVI COLLEGE OF ENGINEERING
Autonomous
Bollikunta, Khila Warangal (Mandal), Warangal Urban-506 005 (T.S),
www.vaagdevi.edu.in
DEPARTMENT OF ELECTRONICS & COMMUNICATION ENGINEERING

Faculty Feedback Summary (2018-19)




Head

Dept. of Electronics & Communication Engineering
Vaagdevi College of Engineering
Bollikunta, Warangal - 506 005



Viswambhara Educational Society VAAGDEVI COLLEGE OF ENGINEERING

Autonomous
Bollikunta, Khila Warangal (Mandal), Warangal Urban-506 005 (T.S).

www.vaagdevi.edu.in

DEPARTMENT OF ELECTRONICS & COMMUNICATION ENGINEERING

STUDENT FEEDBACK SUMMARY (2018-19)

(Exit Survey)

Total No. of Samples: 100

Note: 4 - Excellent

3 - Good

2 - Average

1 - Poor

Sr. No.	Survey Aspects	4	3	2	1	No. of Responses	Attainment Value	Remarks
1	How much do you feel proud as a part of VCE as Student?	59	40	1	0	100	3.58	
2	How do you rate activities organized by VCE for your overall development?	44	54	2	0	100	3.41	
3	How do you rate Canteen / Departmental Stores / Medical facilities at VCE	33	53	14	0	100	3.19	
4	Rate the adequacy of following as they were during your tenure as a student at VCE							
a)	Laboratories & Equipment	55	44	0	1	100	3.53	
b)	Library	43	52	5	0	100	3.38	
c)	Computer Facilities	38	49	13	0	100	3.12	
d)	Internet & Wi-Fi	46	48	6	0	100	3.40	
e)	Sports / NCC / NSS	48	37	21	1	100	3.49	
f)	Faculty and their Support	46	46	3	1	100	3.36	
g)	Curriculum / Syllabus	49	48	2	1	100	2.49	
h)	Cleanliness / Security / Environment / Ambience	5	91	3	1	100	2.8	
5	How do you rate Curricular / Extra Curricular activities at VCE	47	50	3	0	100	3.44	
6	How do you rate Examination Process, Evaluation and Assessment	49	41	10	0	100	3.39	
7	Do you have obtained sufficient technical know-how (both in Theory and Practical) from the curriculum?	48	52	0	0	100	3.48	
8	What is the level of relevance of education imparted at Department?	51	46	3	0	100	3.48	
9	Rate the following academic initiatives taken by the college / department to improve technical know-how of the students.							
a)	Seminars & Workshop	65	33	2	0	100	3.63	
b)	Internships, Industry Oriented Projects & Industrial Visits	31	56	13	0	100	3.18	
c)	Value Added Courses for bridging Industry Academic gap	36	57	7	0	100	3.29	
d)	Guest Lectures by Eminent Speakers from Industry / Academia	55	41	4	0	100	3.51	
10	How do you rate the subjects and syllabi of the curriculum adopted?	63	32	4	1	100	3.57	

HOD Remarks:

They suggested that expert lectures can be arranged to fundamental subjects.

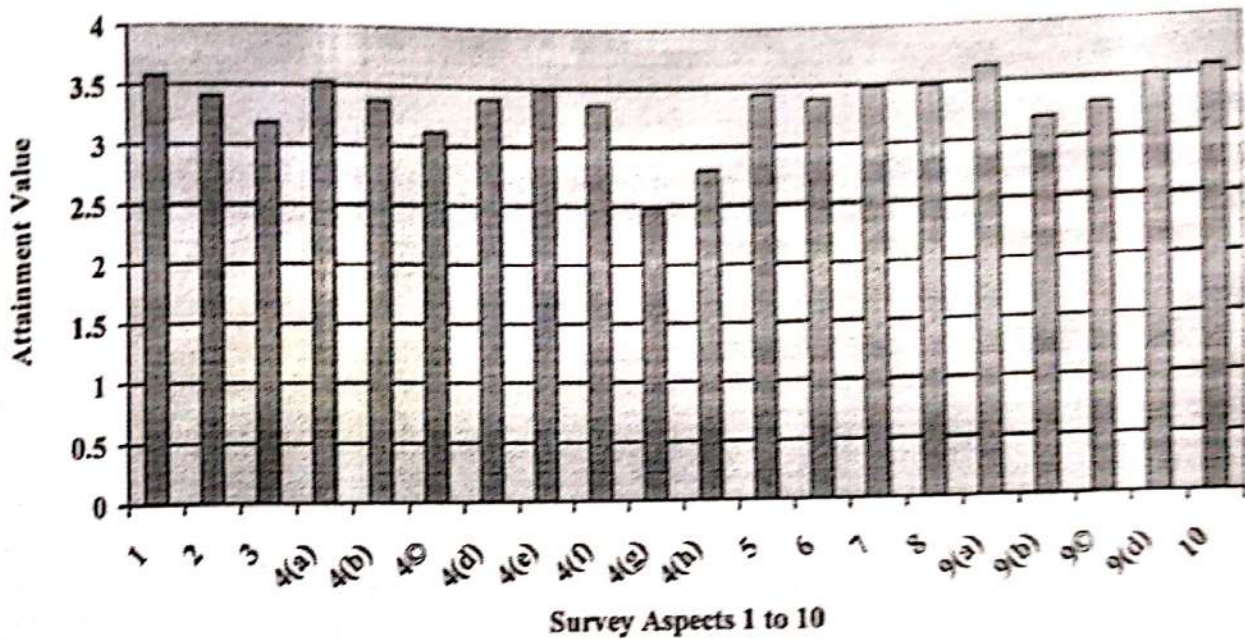
[Signature]
Head

Dept. of Electronics & Communication Engineering
Vaagdevi College of Engineering
Bollikunta, Warangal - 506 005



Viswambhara Educational Society
VAAGDEVI COLLEGE OF ENGINEERING
Autonomous
Bollikunta, Khila Warangal (Mandal), Warangal Urban-506 005 (T.S).
www.vaagdevi.edu.in
DEPARTMENT OF ELECTRONICS & COMMUNICATION ENGINEERING

Student Feedback Summary Graph Chart (2018-19)



[Signature]
Head

Dept. of Electronics & Communication Engineering
Vaagdevi College of Engineering
Bollikunta, Warangal - 506 005



Viswambhara Educational Society
VAAGDEVI COLLEGE OF ENGINEERING
 Autonomous
 Bollikunta, Khila Warangal (Mandal), Warangal Urban-506 005 (T.S).
www.vaagdevi.edu.in
DEPARTMENT OF ELECTRONICS & COMMUNICATION ENGINEERING

PARENT FEEDBACK SUMMARY (2018-19)

Total No. of Samples: 150

		Note: 4 - Excellent 3 - Good 2 - Average 1 - Poor				No. of Responses	Attainment Value	Remarks
Sr. No.	Survey Aspects	4	3	2	1			
1	How do you rate the Teaching-Learning Environment	75	75	-	-	150	3.5	
2	How do you rate the learning facilities provided by the institute							
a)	Dedicated Faculty	100	50	-	-	150	3.66	
b)	Practical training and orientation	90	60	-	-	150	3.6	
c)	Seminars, Workshops and Discussions	75	75	-	-	150	3.5	
d)	Topics covered beyond the syllabus	100	50	-	-	150	3.66	
e)	Ambience for Learning	60	88	2	-	150	3.38	
3	How do you rate Competence & Commitment of Faculty	120	29	1	-	150	3.79	
4	How do you rate Curricular / Extra Curricular activities at VCE	75	72	3	-	150	3.48	
5	How do you rate the Infrastructure Facilities							
a)	Classrooms & Laboratories	90	58	2	-	150	3.58	
b)	Seminar Halls and Tutorial Rooms	75	73	2	-	150	3.48	
c)	Computing and Communication facilities	60	89	1	-	150	3.39	
d)	Central and Department Library Facilities	117	31	2	-	150	3.68	
6	How do you rate the treatment of students irrespective of their gender, background etc. in teaching?	75	75	-	-	150	3.5	
7	How do you rate our curriculum in terms of relevance with latest technologies	60	88	2	-	150	3.38	
8	How do you rate the attendance, assessment and evaluation system in our college	115	34	1	-	150	3.76	
9	In your Considered Opinion, the institute provided							
a)	Placement Assistance	75	74	1	-	150	3.49	
b)	Hostel / Transportation Facility	75	74	1	-	150	3.49	
c)	Scope for Co-curricular & Extra-Curricular Activities	60	88	2	-	150	3.37	
d)	Canteen Facility	60	87	3	-	150	3.38	
e)	Medical Facility	60	86	4	-	150	3.34	
10	Overall Rating of Vaagdevi College of Engineering	120	30	-	-	150	3.8	

HOD Remarks:

Parents requested to provide bus facility in rural area.

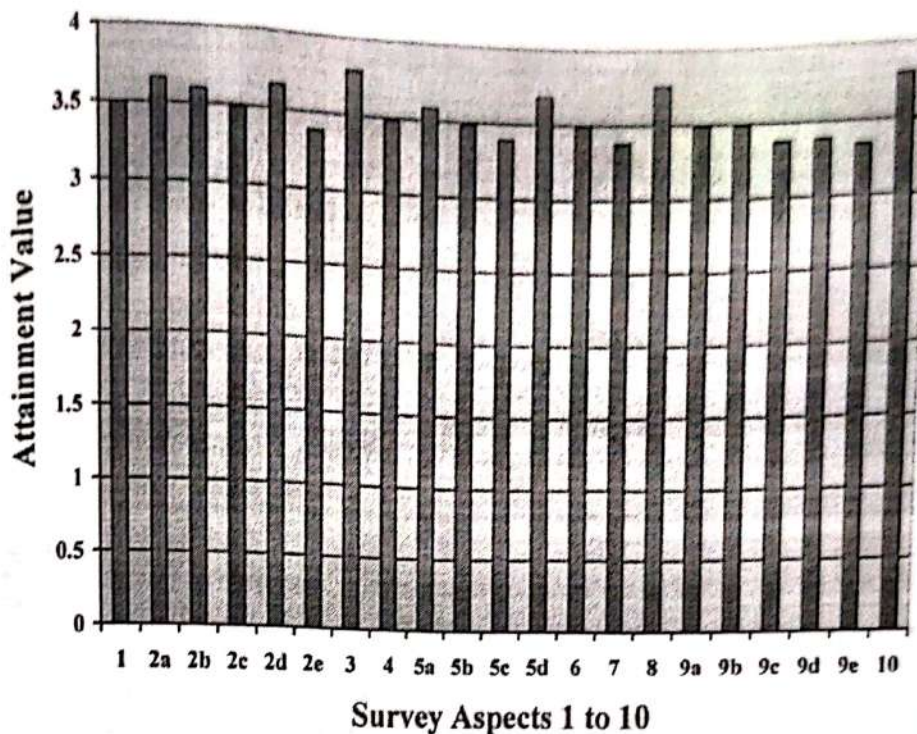
[Signature]
 Head

Dept. of Electronics & Communication Engineering
 Vaagdevi College of Engineering
 Bollikunta, Warangal - 506 005



Viswambhara Educational Society
VAAGDEVI COLLEGE OF ENGINEERING
Autonomous
Bollikunta, Khila Warangal (Mandal), Warangal Urban-506 005 (T.S),
www.vaagdevi.edu.in
DEPARTMENT OF ELECTRONICS & COMMUNICATION ENGINEERING

Parent Feedback Summary (2018-19)



Head

Dept. of Electronics & Communication Engineering
Vaagdevi College of Engineering
Bollikunta, Warangal - 506 005



Vaagdevi College of Engineering
 Viswanthara Educational Society
 Bollikunta, Kula Warangal (Mandla), Warangal Urban-506 005 (T.S),
www.vaagdevi.edu.in
DEPARTMENT OF ELECTRONICS & COMMUNICATION ENGINEERING

ALUMNI FEEDBACK SUMMARY (2018-19)

Total No. of Samples: 130

Sr. No.	Survey Aspects	2 - Average				No. of Responses	1 - Poor	Remarks
		4	3	2	1			
1	How much do you feel proud to be associated with VCE as Alumni?	120	6	4	0	130	3.9	
2	How do you rate the value added courses, workshops and other skill development activities organized by VCE for your overall development?	90	32	8	0	130	3.60	
3	How much you are willing to contribute to the development of VCE?	105	21	4	0	130	3.77	
4	What extent of the curriculum is meeting the industry / employment needs	10	99	20	1	130	2.90	
5	How do you rate yourself in designing skills with the knowledge acquired in your course	22	85	23	0	130	3.0	
6	How do you rate your involvement and participation in outreach activities to serve the society	99	20	11	0	130	3.67	
7	How do you rate the tools, technology and evolving trends in your area of specialization	17	63	49	2	130	2.73	
8	How do you rate the relevance of professional and open electives in your current job	86	38	6	0	130	3.61	
9	How the professional bodies helped you in your career	58	61	11	0	130	3.36	
10	How is your curriculum helped to explore the entrepreneurship opportunities in the area of specialization	41	70	19	0	130	3.16	
11	How do you rate the communication skills, managerial skills and technical skills help your professional growth	81	41	7	1	130	3.55	
12	How do you rate the knowledge on multidisciplinary domains	10	108	12	0	130	2.98	
13	How do you rate the updation of curriculum in meeting the industry / employer requirements	50	61	19	0	130	3.23	

HOD Remarks:

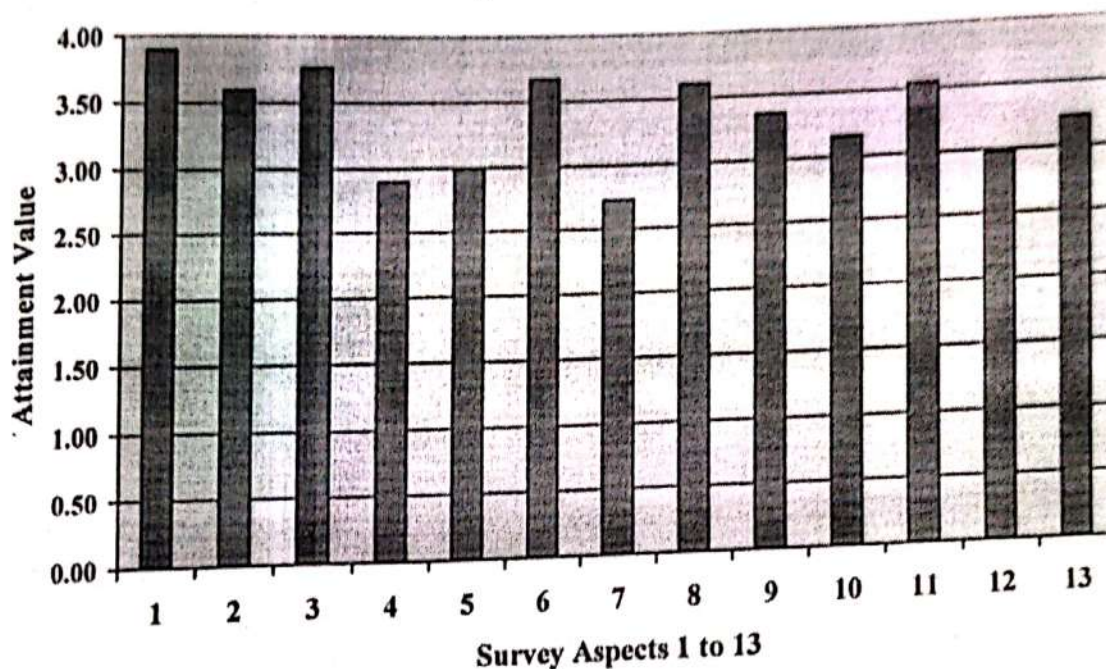
Alumni suggested that the number of industry based projects needed.

Head
 Dept. of Electronics & Communication Engineering
 Vaagdevi College of Engineering
 Bollikunta, Warangal - 506 005



Viswambhara Educational Society
VAAGDEVI COLLEGE OF ENGINEERING
Autonomous
Bollikunta, Khila Warangal (Mandal), Warangal Urban-506 005 (T.S),
www.vaagdevi.edu.in
DEPARTMENT OF ELECTRONICS & COMMUNICATION ENGINEERING

Alumni Summary Feedback Graph Chart (2018-19)




Head

Dept. of Electronics & Communication Engineering
Vaagdevi College of Engineering
Bollikunta, Warangal - 506 005



Virwambhara Educational Society
VAAGDEVI COLLEGE OF ENGINEERING
 UGC-Autonomous
 Bollikunta, Warangal, Telangana - 506 005

STUDENT FEEDBACK SUMMARY 2018-19
 (Exit Survey)

(E.E.E)

Total No. of Samples: 140

Sr. No.	Survey Aspects	Note: 4 - Excellent 3 - Good 2 - Average 1 - Poor				No. of Responses	Attainment Value	Remarks
		4	3	2	1			
1	How much do you feel proud as a part of VCE as Student?	72	66	2	0	140	3.5	EXCELLI
2	How do you rate activities organized by VCE for your overall development?	11	111	14	4	140	2.92	GOOD
3	How do you rate Canteen / Departmental Stores / Medical facilities at VCE	40	78	20	2	140	3.11	GOOD
4	Rate the adequacy of following as they were during your tenure as a student at VCE							
a)	Laboratories & Equipment	54	76	8	2	140	3.30	GOOD
b)	Library	69	61	7	3	140	3.4	GOOD
c)	Computer Facilities	24	81	33	2	140	2.90	GOOD
d)	Internet & Wi-Fi	30	70	30	10	140	2.85	GOOD
e)	Sports / NCC / NSS	42	54	37	7	140	2.93	GOOD
f)	Faculty and their Support	57	61	16	6	140	3.20	GOOD
g)	Curriculum / Syllabus	73	38	15	4	130	3.38	GOOD
h)	Cleanliness / Security / Environment / Ambience	33	79	24	4	140	3	GOOD
5	How do you rate Curricular / Extra Curricular activities at VCE	29	87	16	8	140	2.97	GOOD
6	How do you rate Examination Process, Evaluation and Assessment	35	76	24	5	140	3	GOOD
7	Do you have obtained sufficient technical know-how (both in Theory and Practical) from the curriculum?	68	63	7	2	140	3.4	GOOD
8	What is the level of relevance of education imparted at Department?*	35	74	29	2	140	3.01	GOOD
9	Rate the following academic initiatives taken by the college / department to improve technical know-how of the students.							
a)	Seminars & Workshop	47	76	14	3	140	3.19	GOOD
b)	Internships, Industry Oriented Projects & Industrial Visits	38	82	17	3	140	3.1	GOOD
c)	Value Added Courses for bridging Industry Academic gap	43	88	8	1	140	3.23	GOOD
d)	Guest Lectures by Eminent Speakers from Industry / Academia	32	77	26	5	140	2.97	GOOD
10	How do you rate the subjects and syllabi of the curriculum adopted?	51	74	11	4	140	3.22	GOOD

Head of the Department



Viswambhara Educational Society
VAAGDEVI COLLEGE OF ENGINEERING
 UGC-Autonomous
 Bollikunta, Warangal, Telangana – 506 005

PARENT FEEDBACK SUMMARY 2018-2019

(E.E.E)

Total No. of Samples: 104

Sr. No.	Survey Aspects	Note: 4 – Excellent 3 – Good 2 – Average 1 – Poor				No. of Responses	Attainment Value	Remarks
		4	3	2	1			
1	How do you rate the Teaching-Learning Environment	19	65	00	00	84	3.22	GOOD
2	How do you rate the learning facilities provided by the institute							
a)	Dedicated Faculty	19	61	4	0	84	3.17	GOOD
b)	Practical training and orientation	19	50	7	1	77	2.86	GOOD
c)	Seminars, Workshops and Discussions	19	60	4	1	84	3.10	GOOD
d)	Topics covered beyond the syllabus	14	60	9	1	84	3.03	GOOD
e)	Ambience for Learning	16	56	12	00	84	3.04	GOOD
3	How do you rate Competence & Commitment of Faculty	23	58	3	00	84	3.23	GOOD
4	How do you rate Curricular / Extra Curricular activities at VCE	28	41	13	2	84	3.13	GOOD
5	How do you rate the Infrastructure Facilities							
a)	Classrooms & Laboratories	32	45	6	1	84	3.28	GOOD
b)	Seminar Halls and Tutorial Rooms	27	45	11	1	84	3.16	GOOD
c)	Computing and Communication facilities	19	50	50	00	84	2.86	GOOD
d)	Central and Department Library Facilities	30	48	6	00	84	3.28	GOOD
6	How do you rate the treatment of students irrespective of their gender, background etc. in teaching?	22	61	1	00	84	3.25	GOOD
7	How do you rate our curriculum in terms of relevance with latest technologies	20	52	32	00	104	2.97	GOOD
8	How do you rate the attendance, assessment and evaluation system in our college	26	51	7	00	84	3.22	GOOD
9	In your Considered Opinion, the institute provided							
a)	Placement Assistance	23	48	12	1	84	3.10	GOOD
b)	Hostel / Transportation Facility	19	48	15	2	84	3	GOOD
c)	Scope for Co-curricular & Extra-Curricular Activities	20	49	15	00	84	3.05	GOOD
d)	Canteen Facility	32	44	6	2	84	3.26	GOOD
e)	Medical Facility	19	37	28	6	90	2.96	GOOD
10	Overall Rating of Vaagdevi College of Engineering	24	54	6	00	84	3.28	GOOD

Harun
 Head of the Department



Viswambhara Educational Society VAAGDEVI COLLEGE OF ENGINEERING

UGC-Autonomous
Bollikunta, Warangal, Telangana - 506 005

FACULTY FEEDBACK SUMMARY 2018-19 (C.C.C.)

Total No. of Sample: 44

Sr. No.	Survey Aspects	2 - Average				If 2 or 1, Suggest changes	Remarks
		4	3	2	1		
1	How do you rate your satisfaction being a faculty at VCE	41	03	00	00	3.86	Excellent
2	How do you rate yourself at Teaching / Research / Administrative Responsibilities	04	40	00	00	3.00	Good
3	How do you rate resources at VCE to engage with society and industry?	37	07	00	00	3.84	Excellent
4	How do you rate the Teaching-Learning environment	04	39	01	00	3.06	Good
5	How do you rate the Curriculum adopted for B.Tech & M. Tech	38	06	00	00	3.86	Excellent
6	How do you rate the balance between theory and Laboratory courses	05	38	00	01	3.06	Good
7	How do you rate the adequacy of Elective Courses	35	09	00	00	3.79	Excellent
8	Text / Reference books availability in library	07	36	01	00	3.13	Good
9	e-resources to both faculty and students	35	08	01	00	3.77	Excellent
10	Aims and objectives of the course are well defined	11	31	02	00	3.20	Good
11	Infrastructure facilities such as cabins, class rooms and toilets	28	14	02	00	3.59	Excellent
12	Freedom to propose additional topics in the syllabus	13	20	01	00	2.56	Excellent
13	Freedom to adopt new techniques / strategies of testing and assessment of students progress	34	08	02	00	3.72	Excellent
14	Are the students able to collaborate with others when working on multidisciplinary teams	20	23	01	00	3.40	Good
15	How do you rate the growth of interpersonal skills of students as an individual and while working in teams	25	18	01	00	3.54	Excellent
16	How do you rate the students' interest in attending workshops, seminars and internships to acquire the knowledge on modern engineering practice.	14	30	00	00	3.31	Good
17	How do you rate the students in integrating the engineering tools and techniques to solve real-world problems	23	20	01	00	3.5	Good
18	How do you rate analytical skills during their performance of processes and systems to meet the desired needs	19	22	03	00	3.45	Good
19	Are the students able to estimate the impact of engineering solutions in a societal context	23	20	01	00	3.5	Good
20	How do you rate the overall performance of students	21	23	0	00	3.47	Good

[Signature]
Head of the Department



Viswambhara Educational Society
VAAGDEVI COLLEGE OF ENGINEERING
 UGC-Autonomous
 Bollikunta, Warangal, Telangana – 506 005

ALUMNI FEEDBACK SUMMARY 2018-19 (€·€·€)

Total No. of Sample: 144

Notes:

4 – Excellent

3 – Good

2 – Average

1 – Poor

Sr. No.	Survey Aspects					If 2 or 1, Suggest changes	Remarks
		4	3	2	1		
1	How much do you feel proud to be associated with VCE as Alumni?	86	37	01	00	3.68	Good
2	How do you rate the value added courses, workshops and other skill development activities organized by VCE for your overall development?	66	52	05	01	3.47	Good
3	How much you are willing to contribute to the development of VCE?	63	57	04	00	3.47	Good
4	What extent of the curriculum is meeting the industry / employment needs	33	81	07	03	3.16	Good
5	How do you rate yourself in designing skills with the knowledge acquired in your course	59	69	06	00	3.66	Good
6	How do you rate your involvement and participation in outreach activities to serve the society	55	63	05	01	3.38	Good
7	How do you rate the tools, technology and evolving trends in your area of specialization	60	55	09	00	3.41	Good
8	How do you rate the relevance of professional and open electives in your current job	61	54	08	01	3.41	Good
9	How the professional bodies helped you in your career	59	57	08	00	3.41	Good
10	How is your curriculum helped to explore the entrepreneurship opportunities in the area of specialization	52	68	04	00	3.38	Good
11	How do you rate the communication skills, managerial skills and technical skills help your professional growth	53	67	03	01	3.38	Good
12	How do you rate the knowledge on multidisciplinary domains	59	62	02	01	3.44	Good
13	How do you rate the updation of curriculum in meeting the industry / employer requirements	61	58	05	00	3.45	Good
14	Have you participated in any Alumni meet as of now	Yes / No					
15	Do you receive regular updates from the college through Mail/Calls/SMS etc.	Yes / No					


 Head of the Department

PARENT FEEDBACK SUMMARY (2018-19)
(Exit Survey)

Total No. of Samples: 70

Note: 4 - Excellent

3 - Good

2 - Average

1 - Poor

Sr. No.	Survey Aspects	4	3	2	1	No. of Responses	Attainment Value	Remarks
1	How do you rate the Teaching-Learning Environment	22	33	11	4	70	3.04	Good
2	How do you rate the learning facilities provided by the institute							
a)	Dedicated Faculty	25	34	8	3	70	3.16	Good
b)	Practical training and orientation	23	35	8	4	70	3.10	Good
c)	Seminars, Workshops and Discussions	26	39	2	1	70	3.32	Good
d)	Topics covered beyond the syllabus	25	40	3	-	70	3.32	Good
e)	Ambience for Learning	29	37	2	-	70	3.40	Good
3	How do you rate Competence & Commitment of Faculty	32	35	3	-	70	3.43	Good
4	How do you rate Curricular / Extra Curricular	30	33	5	2	70	3.31	Good
5	How do you rate the Infrastructure Facilities							
a)	Classrooms & Laboratories	36	30	4	-	70	3.47	Good
b)	Seminar Halls and Tutorial Rooms	36	31	3	-	70	3.48	Good
c)	Computing and Communication facilities	33	33	2	2	70	3.39	Good
d)	Central and Department Library Facilities	37	31	2	-	70	3.51	Good
6	How do you rate the treatment of students irrespective of their gender, background etc. in teaching?	36	32	2	-	70	3.50	Good
7	How do you rate our curriculum in terms of relevance with latest technologies	37	31	2	-	70	3.51	Good
8	How do you rate the attendance, assessment and evaluation system in our college	36	34	-	-	70	3.53	Good
9	In your Considered Opinion, the institute provided							
a)	Placement Assistance	25	34	9	2	70	3.17	Good
b)	Hostel / Transportation Facility	27	41	2	-	70	3.36	Good
c)	Scope for Co-curricular & Extra-Curricular Activities	32	36	2	-	70	3.44	Good
d)	Canteen Facility	30	34	4	2	70	3.32	Good
e)	Medical Facility	22	33	12	3	70	3.05	Good
10	Overall Rating of Vaagdevi College of Engineering	36	34	-	-	70	3.53	Good

HOD Remarks:

According to attainment values with regard to parent feedback summary, Teaching and learning environment attained the lowest attainment value 3.04. As such the college dept of BBA management will take necessary environment creating new courses like mba, student empowerment, and creating learning objectives, using industrial visits and presenting practical environment to improve our teaching and learning environment.

(Signature)

ALUMNI FEEDBACK SUMMARY (2018-19)

Total No. of Samples: 60

Note: 4 - Excellent		3 - Good		2 - Average		1 - Poor		No. of Responses	Attainment Value	Remarks
Sr. No.	Survey Aspects	4	3	2	1					
1	How much do you feel proud to be associated with VCE as Alumni?	17	40	3	-	60		60	3.23	Good
2	How do you rate the value added courses, workshops and other skill development activities organized by VCE for your overall development?	22	35	3	-	60		60	3.31	Good
3	How much you are willing to contribute to the development of VCE?	24	33	3	-	60		60	3.35	Good
4	What extent of the curriculum is meeting the industry employment needs	26	31	3	-	60		60	3.38	Good
5	How do you rate yourself in designing skills with the knowledge acquired in your course	26	33	1	-	60		60	3.41	Good
6	How do you rate your involvement and participation in outreach activities to serve the	29	30	1	-	60		60	3.46	Good
7	How do you rate the tools, technology and evolving trends in your area of specialization	30	29	1	-	60		60	3.48	Good
8	How do you rate the relevance of professional and open electives in your current job	27	32	1	-	60		60	3.43	Good
9	How the professional bodies helped you in your career	31	29	-	-	60		60	3.52	Good
10	How is your curriculum helped to explore the entrepreneurship opportunities in the area of	33	27	-	-	60		60	3.55	Good
11	How do you rate the communication skills, managerial skills and technical skills help your	31	29	-	-	60		60	3.52	Good
12	How do you rate the knowledge on multidisciplinary domains	34	26	-	-	60		60	3.57	Good
13	How do you rate the updation of curriculum in meeting the industry / employer requirements	34	25	1	-	60		60	3.55	Good

HOD Remarks:

According to attainment value with regard to how much the student proud to be associated with VCE as alumni showing 3.23, It means that still the department should fulfill the needs of alumni, and with regard to value added courses attainment value is 3.31. The attainment is especially less with other attainment value. Steps will be taken by the department make the course strong and useful to the students.

[Signature]

FACULTY FEEDBACK SUMMARY (2018-19)

Total No. of Samples:22

Note: 4 - Excellent 3 - Good 2 - Average 1 - Poor

Sr. No.	Survey Aspects	4	3	2	1	No. of Response	Attainment Value	Remarks
1	How do you rate your satisfaction being a faculty at VCE	2	2	0	0	22	3.90	Good
2	How do you rate yourself at Teaching / Research / Administrative	1	2	1	0	22	3.81	Good
3	Responsibilities resources at VCE to engage with society and industry?	2	2	0	0	22	3.90	Good
4	How do you rate the Teaching-Learning Environment	2	2	0	0	22	3.90	Good
5	How do you rate the Curriculum adopted for B.Tech & M. Tech / MBA	2	2	0	0	22	3.90	Good
6	How do you rate the balance between theory and Laboratory courses	2	1	0	0	22	3.96	Good
7	How do you rate the adequacy of Elective Courses	2	1	0	0	22	3.96	Good
8	Reference books availability in library	2	1	0	0	22	3.96	Good
9	Resources to both faculty and students	2	1	0	0	22	3.96	Good
10	Aims and objectives of the course are well defined	2	1	0	0	22	3.96	Good
11	Infrastructure facilities such as cabins, class rooms and toilets	2	1	0	0	22	3.96	Good
12	Freedom to propose additional topics in the syllabus	1	2	1	0	22	3.81	Good
13	Freedom to adopt new techniques / strategies of testing and assessment of students	1	2	1	0	22	3.81	Good
14	Students are able to collaborate with others when working on multidisciplinary projects	2	2	0	0	22	3.90	Good
15	How do you rate the growth of interpersonal skills of students as an individual while working in interest in attending workshops, seminars and internships to acquire the knowledge on modern engineering products in	1	2	1	0	22	3.81	Good
16	integrating the engineering tools and technology to advance skills in improving their performance of processes and	1	2	1	0	22	3.81	Good
17	And thus students able to estimate the impact of engineering solutions in a	2	1	0	0	22	3.96	Good
20	How do you rate the overall performance of students	1	2	1	0	22	3.81	Good

HOD Remarks:

It is observed that the attainment value for the feedback form served to the ~~students~~ faculty showing quite good. most of the faculty attained 'good' in this attainment values.

[Signature]

STUDENT FEEDBACK SUMMARY (2018-19)

(Exit Survey)

Total No. of Samples: 94

<u>Note:</u>		4 – Excellent				3 – Good				2 – Average				1 – Poor			
Sr. No.	Survey Aspects	4	3	2	1	No. of Respon	Attainment Value	Remarks									
1	How much do you feel proud as a part of VCE as	20	63	07	04	94	3.05	Good									
2	How do you rate activities organized by VCE for your	14	73	06	01	94	3.07	Good									
3	How do you rate Canteen / Departmental Stores /	12	75	02	--	94	3.14	Good									
4	Rate the adequacy of following as they were during your tenure as a student at VCE																
a)	Laboratories & Equipment	--	--	--	--	--	---	---									
b)	Library	17	77	--	--	94	3.19	Good									
c)	Computer Facilities	15	79	--	--	94	3.17	Good									
d)	Internet & Wi-Fi	12	80	02	--	92	3.11	Good									
e)	Sports / NCC / NSS	08	71	03	--	82	3.06	Good									
f)	Faculty and their Support	24	72	08	--	94	3.50	Good									
g)	Curriculum / Syllabus	13	76	05	--	94	3.09	Good									
h)	Cleanliness / Security / Environment / Ambience	16	74	04	--	94	3.07	Good									
5	How do you rate Curricular / Extra Curricular	11	81	01	--	93	3.11	Good									
6	How do you rate Examination Process, Evaluation and	14	78	03	--	94	3.11	Good									
7	Do you have obtained sufficient technical know-how (both in Theory and Practical) from the curriculum?	08	74	07	--	89	3.01	Good									
8	What is the level of relevance of education imparted at	19	70	03	02	94	3.13	Good									
9	Rate the following academic initiatives taken by the college / department to improve technical																
a)	Seminars & Workshop	17	70	07	--	94	3.11	Good									
b)	Internships, Industry Oriented Projects & Industrial	12	75	06	01	94	3.05	Good									
c)	Value Added Courses for bridging Industry Academic	11	71	09	03	94	2.96	Average									
d)	Guest Lectures by Eminent Speakers from Industry /	18	73	03	--	94	3.17	Good									
10	How do you rate the subjects and syllabi of the	13	76	05	--	94	3.09	Good									

HOD Remarks:

As Per the Student feedback summary with regard to value added courses for bridging the industry academic gap, his attainment value is 2.96. we have to rectify the aspect understanding the need of industry, we will prepare bridge courses as add value added courses to implement and revise the present courses which are industry demanded.