



Viswambhara Educational Society
VAAGDEVI COLLEGE OF ENGINEERING
 UGC-Autonomous
 Bollikunta, Warangal, Telangana – 506 005

EMPLOYER FEEDBACK SUMMARY(2017-18)

Total No. of Samples: 15

Sr. No.	Survey Aspects	Note: 4 – Excellent 3 – Good 2 – Average 1 – Poor				No. of Responses	Attainment Value	Remarks
		4	3	2	1			
1	How do you rate our students in overall	13	2			15	3.86666667	
2	How do you rate the scope in your organization to support the students	7	8			15	3.46666667	
3	How do you rate our Course Curriculum	2	12	1		15	3.06666667	
4	How do you rate the Practical Knowledge of our students	9	6			15	3.6	
5	How do you rate our infrastructure facilities available at our institute	10	5			15	3.66666667	
6	How do you rate our core and open electives in the curriculum in terms of relevance with latest technologies	5	9	1		15	3.26666667	
7	How do you rate our value added courses	10	4	1		15	3.6	
8	How do you rate communication skills of our students	5	8	2		15	3.2	
9	Sufficiency of the courses related to industry they are in	7	8			15	3.46666667	
10	The relevance of the program in the present job responsibility	12	3			15	3.8	

Dean Placement Remarks:

The response of recruiters was more helpful and hence the action as suggested was taken.



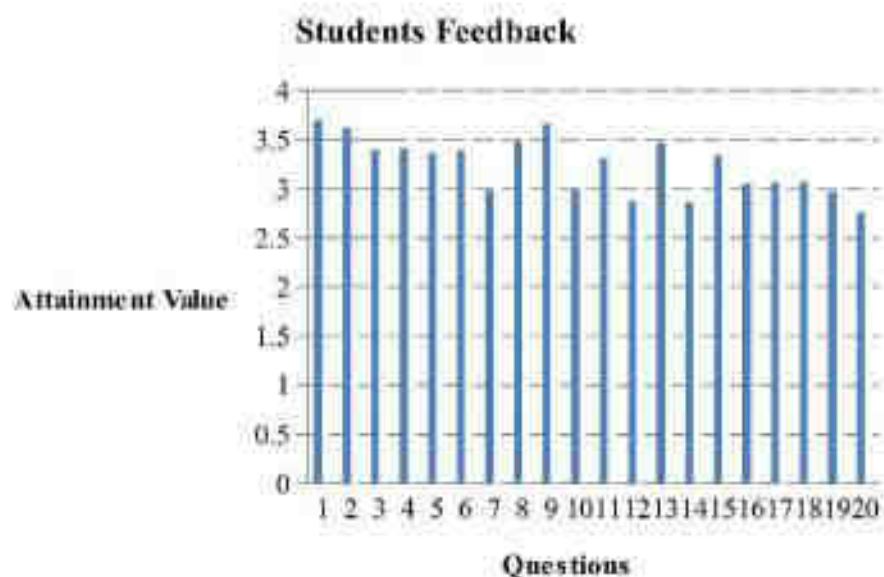
[illegible]

	of the students.								
a)	Seminars & Workshop	12	32	68	48	0	160	3.05	Good
b)	Internships, Industry Oriented Projects & Industrial Visits	8	25	96	31	0	160	3.06	Good
c)	Value Added Courses for bridging Industry Academic gap	9	28	88	35	0	160	3.07	Good
d)	Guest Lectures by Eminent Speakers from Industry / Academia	11	12	98	39	0	160	2.97	Average
10	How do you rate the subjects and syllabi of the curriculum adopted?	6	12	79	63	0	160	2.76	Average

HOD REMARKS:-

Based on the feedback of students of civil engineering department the following points were consider for forthcoming academic year

1. The department library was added with new books and volumes
2. The curriculum to be added with new subjects related to industry need
3. The students are encouraged to carryout projects through internship programmes
4. Planned to increase guest lectures series in association hours




HEAD
 Dept. of Civil Engineering
 Vaagdevi College of Engineering
 Bollikunta, Warangal (T.S.)

VAAGDEVI COLLEGE OF ENGINEERING

(AUTONOMOUS)

Department of Civil Engineering

Parents Feedback Form (2017-18)

Sr. No.	Survey Aspects	5	4	3	2	1	No. of Responses	Attainment Value	Remarks
1	How do you rate the Teaching-Learning Environment	27	42	94	27	0	190	3.36	Good
2	How do you rate the learning facilities provided by the institute								
a)	Dedicated Faculty	26	32	106	26	0	190	3.31	Good
b)	Practical training and orientation	23	36	112	19	0	190	3.33	Good
c)	Seminars, Workshops and Discussions	21	96	42	31	0	190	3.56	Good
d)	Topics covered beyond the syllabus	18	79	74	19	0	190	3.51	Good
e)	Ambience for Learning	9	83	96	2	0	190	3.52	Good
3	How do you rate Competence & Commitment of Faculty	8	84	96	2	0	190	3.52	Good
4	How do you rate Curricular / Extra Curricular activities at VCE	16	78	84	11	1	190	3.51	Good
5	How do you rate the Infrastructure Facilities								
a)	Classrooms & Laboratories	8	79	103	0	0	190	3.50	Good
b)	Seminar Halls and Tutorial Rooms	19	55	109	7	0	190	3.45	Good
c)	Computing and Communication facilities	21	31	119	18	1	190	3.28	Good
d)	Central and Department Library Facilities	26	67	86	11	0	190	3.57	Good

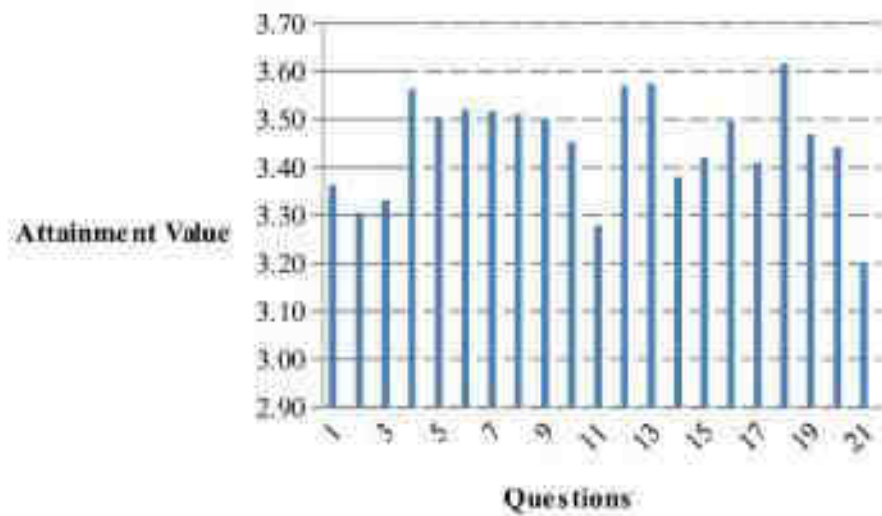
6	How do you rate the treatment of students irrespective of their gender, background etc. in teaching?	31	56	94	9	0	190	3.57	Good
7	How do you rate our curriculum in terms of relevance with latest technologies	22	39	118	11	0	190	3.38	Good
8	How do you rate the attendance, assessment and evaluation system in our college	19	46	121	4	0	190	3.42	Good
9	In your Considered Opinion, the institute provided								
a)	Placement Assistance	24	54	104	8	0	190	3.49	Good
b)	Hostel / Transportation Facility	12	56	119	3	0	190	3.41	Good
c)	Scope for Co-curricular & Extra-Curricular Activities	19	82	86	3	0	190	3.62	Good
d)	Canteen Facility	32	46	92	19	1	190	3.47	Good
e)	Medical Facility	23	49	107	11	0	190	3.44	Good
10	Overall Rating of Vinayadevi College of Engineering	24	46	64	56	0	190	3.20	Good

HOD REMARKS:-

Based on the feedback of Parents of civil engineering department the following points were consider for forthcoming academic year

1. The faculties are encouraged to attend self-improvement programs to improve their teaching learning process

Parents Feedback




HEAD
 Dept. of Civil Engineering
 Vaagdevi College of Engineering
 Bollikunta, Warangal (T.S.)

VAAGDEVI COLLEGE OF ENGINEERING**(AUTONOMOUS)****Department of Civil Engineering****Faculty Feedback Form (2017-18)**

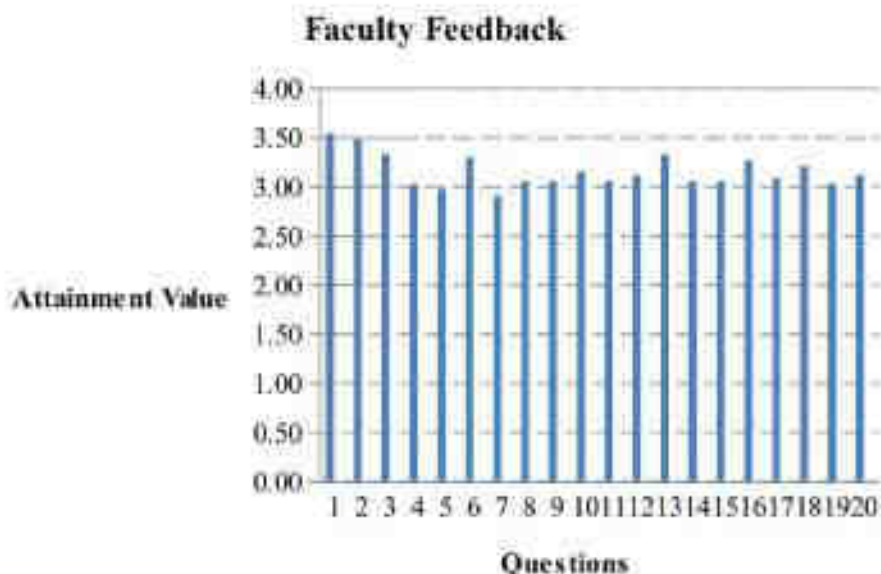
Sr. No.	Survey Aspects	5	4	3	2	1	No. of Responses	Attainment Value	Remarks
1	How do you rate your satisfaction being a faculty at VCE	6	9	15	3	0	33	3.55	Good
2	How do you rate yourself at Teaching / Research / Administrative Responsibilities	2	16	11	4	0	33	3.48	Good
3	How do you rate resources at VCE to engage with society and industry?	3	9	17	4	0	33	3.33	Good
4	How do you rate the Teaching-Learning environment	2	7	15	8	1	33	3.03	Good
5	How do you rate the Curriculum adopted for B.Tech & M. Tech	1	6	17	9	0	33	2.97	Average
6	How do you rate the balance between theory and Laboratory courses	3	9	16	5	0	33	3.30	Good
7	How do you rate the adequacy of Elective Courses	1	3	21	8	0	33	2.91	Average
8	Text / Reference books availability in library	3	6	14	10	0	33	3.06	Good
9	e-resources to both faculty and students	5	5	10	13	0	33	3.06	Good
10	Aims and objectives of the course are well defined	2	9	14	8	0	33	3.15	Good
11	Infrastructure facilities such as cabins, class rooms and toilets	3	7	12	11	0	33	3.06	Good
12	Freedom to propose additional topics in the syllabus	2	6	19	6	0	33	3.12	Good
13	Freedom to adopt new techniques / strategies of testing and assessment of students progress	4	9	15	4	1	33	3.33	Good
14	Are the students able to collaborate with others when working on multidisciplinary teams	3	7	12	11	0	33	3.06	Good
15	How do you rate the growth of interpersonal skills of students as an individual and while working in teams	4	4	15	10	0	33	3.06	Good
16	How do you rate the students' interest in attending workshops, seminars and internships to acquire the knowledge on modern engineering practice.	5	6	15	7	0	33	3.27	Good
17	How do you rate the students in integrating the engineering tools and techniques to solve real-world problems	2	8	14	9	0	33	3.09	Good
18	How do you rate analytical skills during their performance of processes and systems to meet the desired needs	1	9	19	4	0	33	3.21	Good

19	Are the students able to estimate the impact of engineering solutions in a societal context	2	8	12	11	0	33	3.03	Good
20	How do you rate the overall performance of students	1	11	12	9	0	33	3.12	Good

HoD Remarks

Based on the feedback of Faculty of civil engineering department the following points were consider for forthcoming academic year

- The curriculum to be revised by introducing inter-disciplinary courses in the department
- The updating of curriculum in the point employability was considered




HEAD
 Dept. of Civil Engineering
 Lakshadevi College of Engineering
 Bollikunta, Warangal (T.S.)

VAAGDEVI COLLEGE OF ENGINEERING

(AUTONOMOUS)

Department of Civil Engineering

Alumni Feedback Form (2017-18)

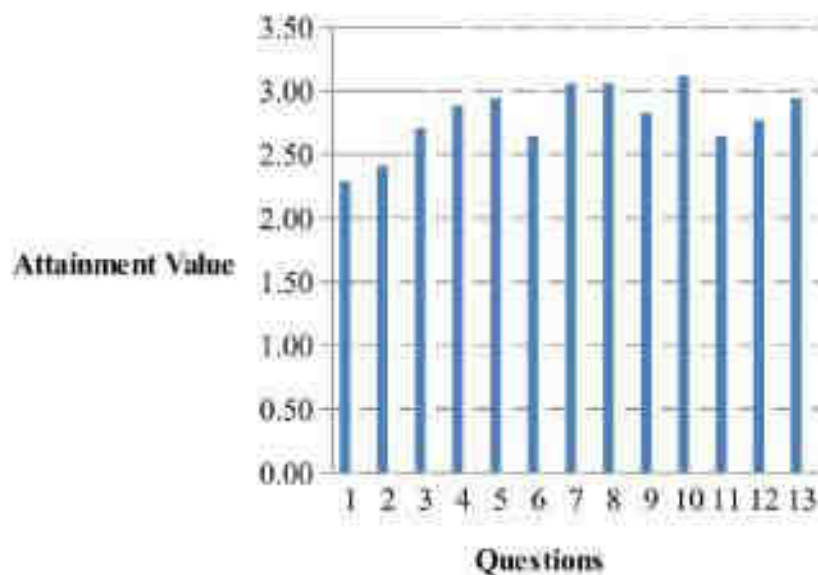
Sr. No	Survey Aspects	5	4	3	2	1	No. of Responses	Attainment Value	Remarks
1	How much do you feel proud to be associated with VCE as Alumni?	2	9	6	8	0	25	3.20	Good
2	How do you rate the value added courses, workshops and other skill development activities organized by VCE for your overall development?	1	6	8	9	1	25	2.88	Average
3	How much you are willing to contribute to the development of VCE?	2	8	11	4	0	25	3.32	Good
4	What extent of the curriculum is meeting the industry / employment needs	3	9	9	3	1	25	3.40	Good
5	How do you rate yourself in designing skills with the knowledge acquired in your course	2	6	14	3	0	25	3.28	Good
6	How do you rate your involvement and participation in outreach activities to serve the society	4	8	11	2	0	25	3.56	Good
7	How do you rate the tools, technology and evolving trends in your area of specialization	4	13	2	6	0	25	3.60	Good
8	How do you rate the relevance of professional and open electives in your current job	5	9	7	4	0	25	3.60	Good
9	How the professional bodies helped you in your career	6	8	8	3	0	25	3.68	Good
10	How is your curriculum helped to explore the entrepreneurship opportunities in the area of specialization	5	10	8	2	0	25	3.72	Good
11	How do you rate the communication skills, managerial skills and technical skills help your professional growth	4	8	11	2	0	25	3.56	Good
12	How do you rate the knowledge on multidisciplinary domains	4	11	6	4	0	25	3.60	Good
13	How do you rate the updation of curriculum in meeting the industry / employer requirements	4	13	5	3	0	25	3.72	Good
14	Have you participated in any Alumni meet as of now	Yes / No							
15	Do you receive regular updates from the college through Mail/Calls/SMS etc.	Yes / No							

HOD REMARKS

Based on the feedback of Alumni of civil engineering department the following points were consider for forthcoming academic year

- The students to be motivated to attend number of workshops, talent competitions etc.,
- The project supervisors are asked to give real time problems solving projects to the students which should to benefit to the society
- The curriculum to be revised by introducing inter-disciplinary courses in the department
- The updation of curriculum in the point employability was considered

Alumni Feedback




HEAD
Dept. of Civil Engineering
Vijayadevi College of Engineering
Bolikunta, Warangal (T.S.)



Viswambhara Educational Society
VAAGDEVI COLLEGE OF ENGINEERING
 UGC-Autonomous
 Bollikunta, Warangal, Telangana – 506 005
 2017-18
ALUMNI FEEDBACK SUMMARY

Total No. of Samples:

Note: 4 – Excellent

3 – Good

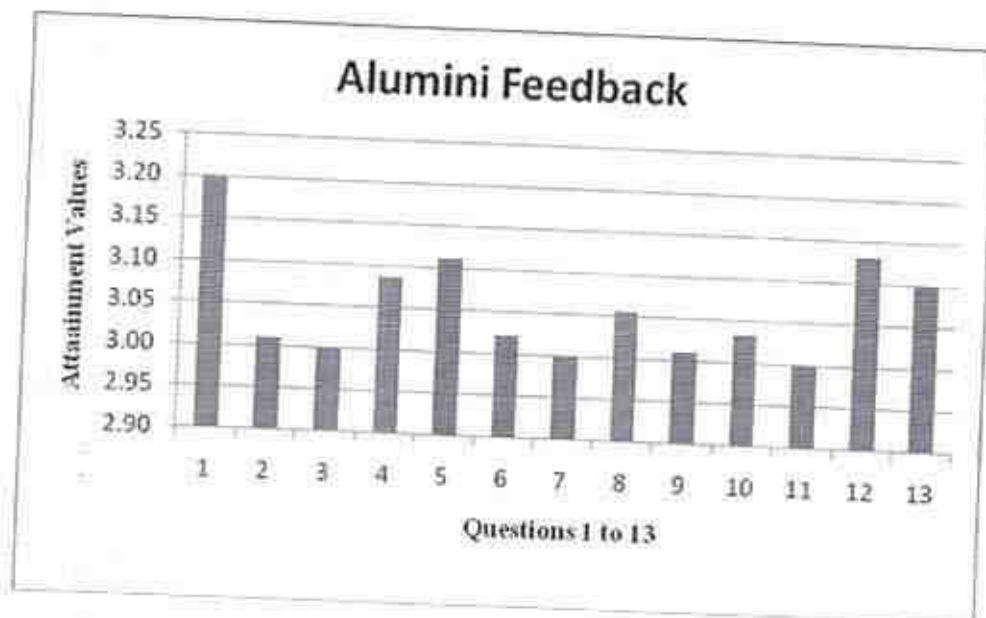
2 – Average

1 – Poor

Sr. No.	Survey Aspects	4	3	2	1	No. of Responses	Attainment Value	Remarks
1	How much do you feel proud to be associated with VCE as Alumni?	19	70	1	0	90	3.20	Good
2	How do you rate the value added courses, workshops and other skill development activities organized by VCE for your overall development?	16	61	13	1	91	3.01	Good
3	How much you are willing to contribute to the development of VCE?	24	43	24	0	91	3.00	Good
4	What extent of the curriculum is meeting the industry / employment needs	36	29	24	2	91	3.09	Good
5	How do you rate yourself in designing skills with the knowledge acquired in your course	35	30	25	0	90	3.11	Good
6	How do you rate your involvement and participation in outreach activities to serve the society	18	56	16	0	90	3.02	Good
7	How do you rate the tools, technology and evolving trends in your area of specialization	20	50	18	1	89	3.00	Good
8	How do you rate the relevance of professional and open electives in your current job	27	40	22	0	89	3.06	Good
9	How the professional bodies helped you in your career	28	37	25	1	91	3.01	Good
10	How is your curriculum helped to explore the entrepreneurship opportunities in the area of specialization	14	70	3	4	91	3.03	Good
11	How do you rate the communication skills, managerial skills and technical skills help your professional growth	28	38	20	4	90	3.00	Good
12	How do you rate the knowledge on multidisciplinary domains	30	45	14	2	91	3.13	Good
13	How do you rate the updating of curriculum in meeting the industry / employer requirements	25	50	14	1	90	3.10	Good



Viswambhara Educational Society
VAAGDEVI COLLEGE OF ENGINEERING
UGC-Autonomous
Bollikunta, Warangal, Telangana – 506 005
2017-18



HOD REMARKS:

1. As per the feedback given by Alumini new Courses and labs have been introduced
2. As per the requirement of the students various certification Courses are provided.

[Signature]
Head

Department of Computer Science & Engineering
Vaagdevi College of Engineering
Bollikunta, Warangal - 506005 (T.S.)



Viswambhara Educational Society
VAAGDEVI COLLEGE OF ENGINEERING
 UGC-Autonomous
 Bollikunta, Warangal, Telangana – 506 005
 2017-18

STUDENT FEEDBACK SUMMARY
 (Exit Survey)

Total No. of Samples:

Note: 4 – Excellent

3 – Good

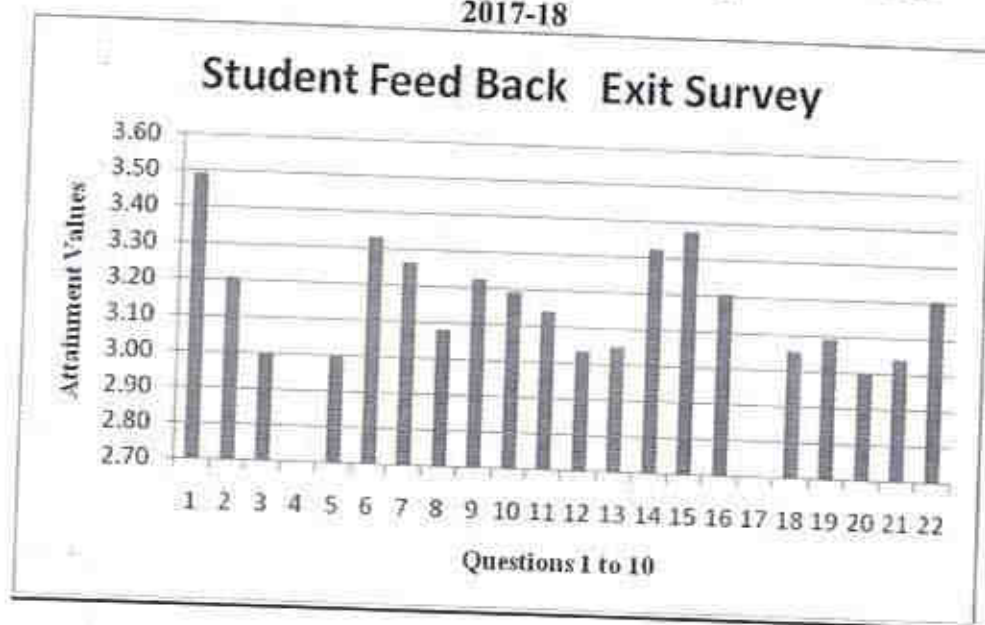
2 – Average

1 – Poor

Sr. No.	Survey Aspects	4	3	2	1	No. of Responses	Attainment Value	Remarks
1	How much do you feel proud as a part of VCE as Student?	104	31	25	0	160	3.49	Good
2	How do you rate activities organized by VCE for your overall development?	54	85	21	0	160	3.21	Good
3	How do you rate Canteen / Departmental Stores / Medical facilities at VCE	10	130	17	3	160	2.92	Good
4	Rate the adequacy of following as they were during your tenure as a student at VCE							
a)	Laboratories & Equipment	70	40	30	20	160	3.00	Good
b)	Library	96	33	19	12	160	3.33	Good
c)	Computer Facilities	75	59	19	7	160	3.26	Good
d)	Internet & Wi-Fi	61	60	30	9	160	3.08	Good
e)	Sports / NCC / NSS	75	50	31	4	160	3.23	Good
f)	Faculty and their Support	87	35	20	18	160	3.19	Good
g)	Curriculum / Syllabus	69	53	30	8	160	3.14	Good
h)	Cleanliness / Security / Environment / Ambience	62	50	40	8	160	3.04	Good
5	How do you rate Curricular / Extra Curricular activities at VCE	60	70	10	21	161	3.05	Good
6	How do you rate Examination Process, Evaluation and Assessment	81	50	29	0	160	3.33	Good
7	Do you have obtained sufficient technical know-how (both in Theory and Practical) from the curriculum?	80	62	16	2	160	3.38	Good
8	What is the level of relevance of education imparted at Department?	76	50	25	9	160	3.21	Good
9	Rate the following academic initiatives taken by the college / department to improve technical know-how of the students.							
a)	Seminars & Workshop	69	50	20	20	159	3.06	Good
b)	Internships, Industry Oriented Projects & Industrial Visits	73	48	20	19	160	3.09	Good
c)	Value Added Courses for bridging Industry Academic gap	62	55	24	19	160	3.00	Good
d)	Guest Lectures by Eminent Speakers from Industry / Academia	63	55	28	14	160	3.04	Good
10	How do you rate the subjects and syllabi of the curriculum adopted?	81	44	22	13	160	3.21	Good



Viswambhara Educational Society
VAAGDEVI COLLEGE OF ENGINEERING
UGC-Autonomous
Bollikunta, Warangal, Telangana – 506 005
2017-18



HOD Remarks:

1. Students requested regarding CRT (Campus recruitment Training Programs). So, It is decided to include CRT clauses as a part of Academic Time-Table.
2. It is decided to make it mandatory to do real time projects.

Handwritten signature

Head
Department of Computer Science & Engineering
Vaagdevi College of Engineering
Bollikunta, Warangal, Telangana, India



Viswambhara Educational Society
VAAGDEVI COLLEGE OF ENGINEERING
 UGC-Autonomous
 Bollikunta, Warangal, Telangana – 506 005
 2017-18

PARENT FEEDBACK SUMMARY

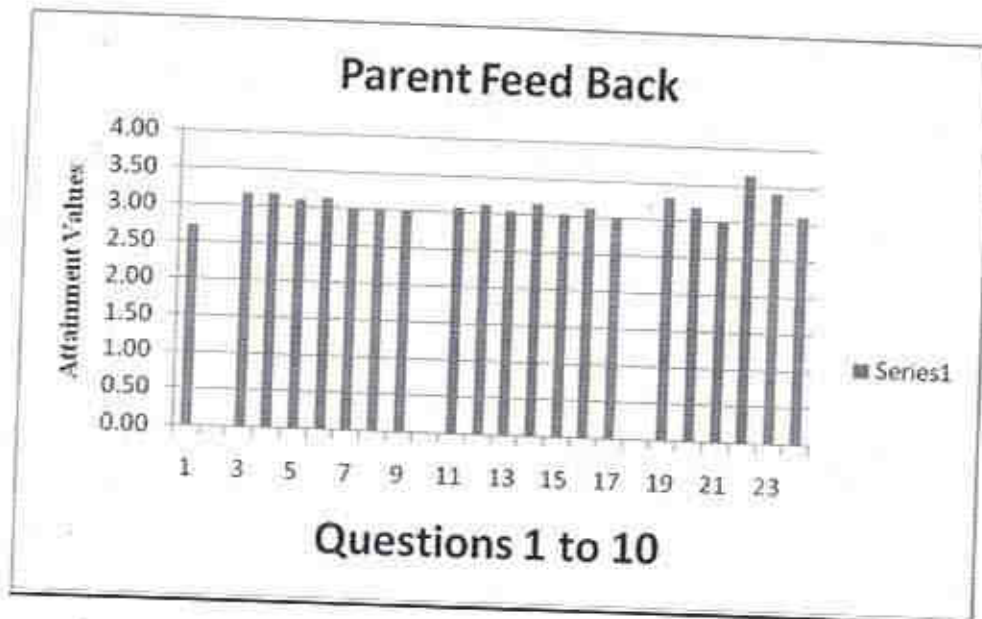
Total No. of Samples:

Note: 4 – Excellent 3 – Good 2 – Average 1 – Poor

Sr. No.	Survey Aspects	4	3	2	1	No. of Responses	Attainment Value	Remarks
1	How do you rate the Teaching-Learning Environment	10	29	7	9	55	2.73	Good
2								
a)	Dedicated Faculty	30	12	10	5	57	3.18	Good
b)	Practical training and orientation	24	21	10	2	57	3.18	Good
c)	Seminars, Workshops and Discussions	23	23	5	6	57	3.11	Good
d)	Topics covered beyond the syllabus	26	14	16	1	57	3.14	Good
e)	Ambience for Learning	24	15	10	7	56	3.00	Good
3	How do you rate Competence & Commitment of Faculty	10	41	8	0	59	3.03	Good
4	How do you rate Curricular / Extra Curricular activities at VCE	11	38	6	2	57	3.02	Good
5	How do you rate the Infrastructure Facilities							
a)	Classrooms & Laboratories	17	30	7	3	57	3.07	Good
b)	Seminar Halls and Tutorial Rooms	18	30	7	2	57	3.12	Good
c)	Computing and Communication facilities	18	24	15	0	57	3.05	Good
d)	Central and Department Library Facilities	14	38	5	0	57	3.16	Good
6	How do you rate the treatment of students irrespective of their gender, background etc. in teaching?	17	27	11	2	57	3.04	Good
7	How do you rate our curriculum in terms of relevance with latest technologies	12	40	5	0	57	3.12	Good
8	How do you rate the attendance, assessment and evaluation system in our college	17	25	14	1	57	3.02	Good
9	In your Considered Opinion, the institute provided							
a)	Placement Assistance	25	25	7	0	57	3.32	Good
b)	Hostel / Transportation Facility	11	46	0	0	57	3.19	Good
c)	Scope for Co-curricular & Extra-Curricular Activities	19	20	17	1	57	3.00	Good
d)	Canteen Facility	42	10	5	0	57	3.65	Good
e)	Medical Facility	33	15	9	0	57	3.42	Good
10	Overall Rating of Vaagdevi College of Engineering	29	5	23	0	57	3.11	Good



Viswambhara Educational Society
VAAGDEVI COLLEGE OF ENGINEERING
UGC-Autonomous
Bollikunta, Warangal, Telangana – 506 005
2017-18



HOD Remarks:

1. As per the request made by the parents it is decided to Organise many workshops related to current technologies and trends.
2. It is requested by the parents to improve on campus recruitments.

(Signature)

Head

Department of Computer Science & Engineering
Vaagdevi College of Engineering
Bollikunta, Warangal-506005 (T.S.)



Viswambhara Educational Society
VAAGDEVI COLLEGE OF ENGINEERING
 UGC-Autonomous
 Bollikunta, Warangal, Telangana – 506 005
 2017-18

FACULTY FEEDBACK SUMMARY

Total No. of Samples:

Note: 4 – Excellent

3 – Good

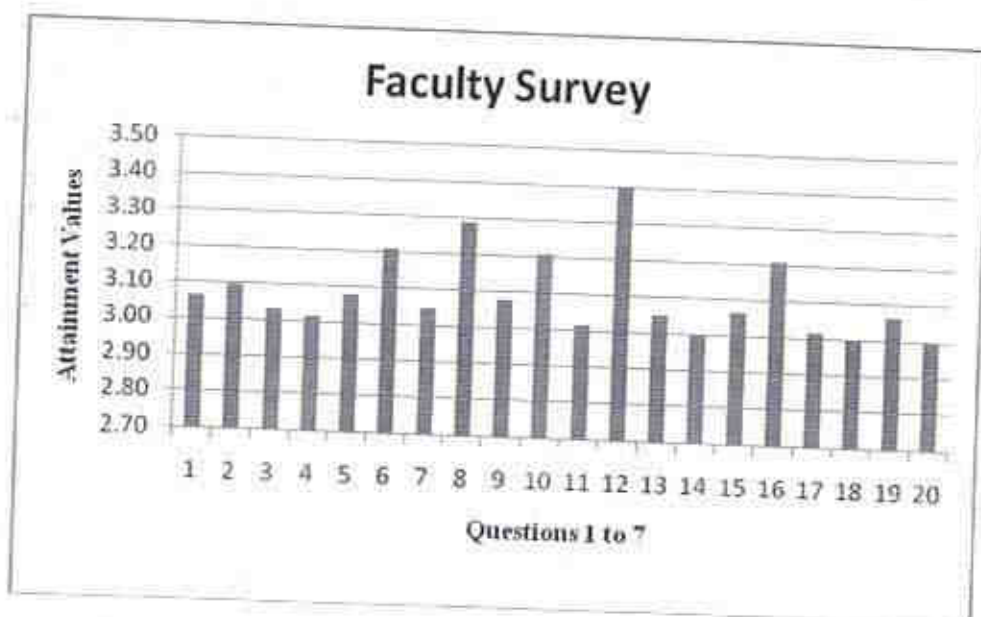
2 – Average

1 – Poor

Sr. No.	Survey Aspects	4	3	2	1	No. of Responses	Attainment Value	Remarks
1	How do you rate your satisfaction being a faculty at VCE	14	42	2	4	62	3.06	Good
2	How do you rate yourself at Teaching / Research / Administrative Responsibilities	13	43	5	1	62	3.10	Good
3	How do you rate resources at VCE to engage with society and industry?	17	36	3	6	62	3.03	Good
4	How do you rate the Teaching-Learning environment	12	41	7	2	62	3.02	Good
5	How do you rate the Curriculum adopted for B.Tech & M. Tech	24	26	5	7	62	3.08	Good
6	How do you rate the balance between theory and Laboratory courses	19	38	4	1	62	3.21	Good
7	How do you rate the adequacy of Elective Courses	14	40	5	3	62	3.05	Good
8	Text / Reference books availability in library	25	30	7	0	62	3.29	Good
9	e-resources to both faculty and students	20	33	3	6	62	3.08	Good
10	Aims and objectives of the course are well defined	18	40	3	1	62	3.21	Good
11	Infrastructure facilities such as cabins, class rooms and toilets	15	35	10	2	62	3.02	Good
12	Freedom to propose additional topics in the syllabus	36	15	11	0	62	3.40	Good
13	Freedom to adopt new techniques / strategies of testing and assessment of students progress	18	28	15	0	61	3.05	Good
14	Are the students able to collaborate with others when working on multidisciplinary teams	17	29	15	1	62	3.00	Good
15	How do you rate the growth of interpersonal skills of students as an individual and while working in teams	12	45	2	3	62	3.06	Good
16	How do you rate the students' interest in attending workshops, seminars and internships to acquire the knowledge on modern engineering practice.	18	39	5	0	62	3.21	Good
17	How do you rate the students in integrating the engineering tools and techniques to solve real-world problems	17	30	14	1	62	3.02	Good
18	How do you rate analytical skills during their performance of processes and systems to meet the desired needs	14	34	14	0	62	3.00	Good
19	Are the students able to estimate the impact of engineering solutions in a societal context.	19	32	7	4	62	3.06	Good
20	How do you rate the overall performance of students	17	28	17	0	62	3.00	Good



Viswambhara Educational Society
VAAGDEVI COLLEGE OF ENGINEERING
UGC-Autonomous
Bollikunta, Warangal, Telangana – 506 005
2017-18



HOD Remarks:

1. As per the feedback given by faculty, new courses were introduced.
2. It is decided to buy a plagiarism tool to pursue their research work.

(Signature)

Head

Department of Computer Science & Engineering
Vaagdevi College of Engineering
Bollikunta, Warangal-506005 (T.S.)



Viswambhara Educational Society
VAAGDEVI COLLEGE OF ENGINEERING

UGC-Autonomous
Bollikunta, Warangal, Telangana – 506 005

2017-18

M.TECH CSE SHIFT-I
ALUMNI FEEDBACK SUMMARY

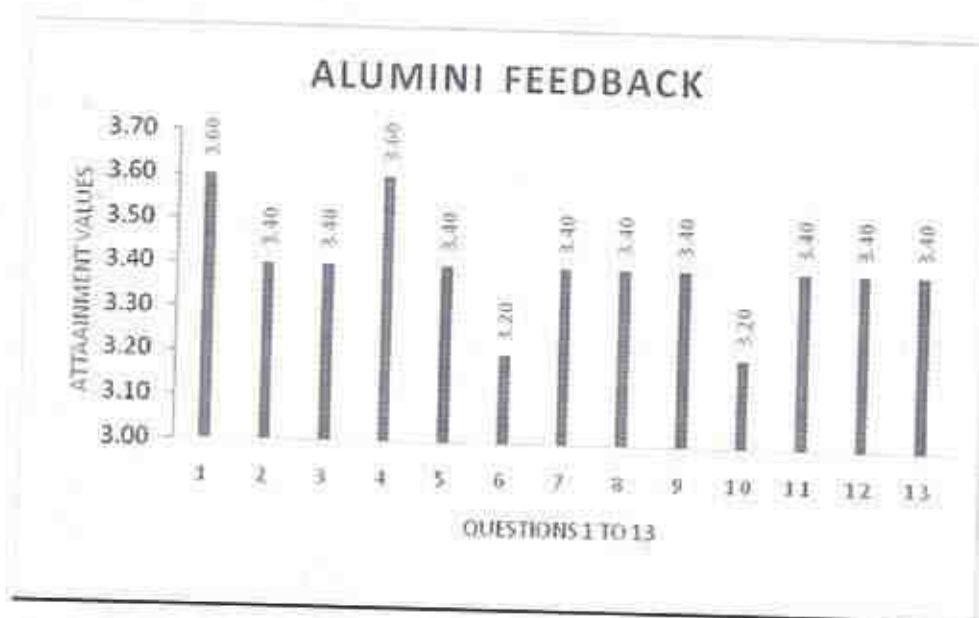
Total No. of Samples: 5

Note: 5 – Excellent 4-Very good 3-Good 2-Average 1-Poor

Sr. No.	Survey Aspects	5	4	3	2	1	No. of Responses	Attainment Value	Remarks
1	Based on your work experiences since obtaining your M.Tech.(CSE) Degree, what is your impression of the overall quality of your educational experiences that you received at the institution	2	1	1	0	1	5	3.60	Very Good
2	Do you feel that an higher degree is necessary for your professional	2	1	0	1	1	5	3.40	Good
3	Ability to Apply Maths-Science-Engineering in job and life.	1	2	1	0	1	5	3.40	Good
4	Ability to identify, formulate, and solve engineering problems	2	1	1	0	1	5	3.60	Very Good
5	Ability to use the techniques, skills, and modern engineering tools necessary for engineering practice	2	1	0	1	1	5	3.40	Good
6	Ability to Design System/ Component/ Process with Constraints to meet	1	2	0	1	1	5	3.20	Good
7	Ability to Divide and Conquer Experiments as well as analyze and	1	2	1	0	1	5	3.40	Good
8	Ability to function on multi-disciplinary teams and to exhibit Team Culture.	2	1	0	1	1	5	3.40	Good
9	Exposure necessary to understand the Impact of Engineering Solutions in a Global and	2	1	0	1	1	5	3.40	Good
10	A recognition of the need for, and an ability to engage in life-long learning.	1	2	0	1	1	5	3.20	Good
11	Ability for Good and Effective Communication.	2	1	0	1	1	5	3.40	Good
12	Expertise with a knowledge of contemporary issues.	1	2	1	0	1	5	3.40	Good
13	Contributions to industry/academia.	2	1	0	1	1	5	3.40	Good



Viswambhara Educational Society
VAAGDEVI COLLEGE OF ENGINEERING
UGC-Autonomous
Bollikunta, Warangal, Telangana – 506 005
2017-18



HOD Remarks:

1. New courses and lab have been introduced.
2. It is decided to improve the quality of the students as per the latest market trends.

Head
Department of Computer Science & Engineering
Vaagdevi College of Engineering
Bollikunta, Warangal - 506 005

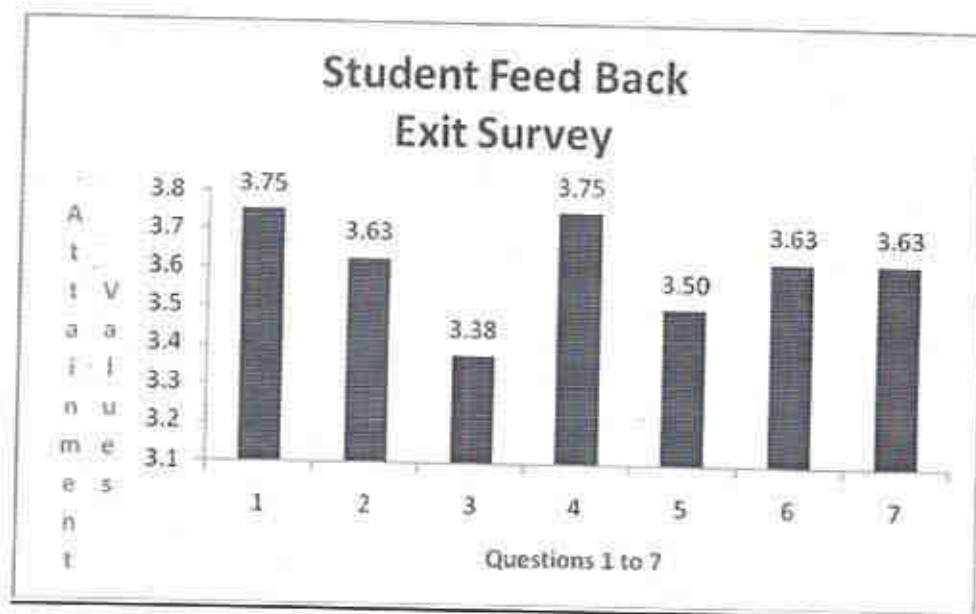


Viswambhara Educational Society
VAAGDEVI COLLEGE OF ENGINEERING
 UGC-Autonomous
 Bollikunta, Warangal, Telangana – 506 005
 2017-18
STUDENT FEEDBACK SUMMARY
 (Exit Survey)

Total No. of Samples: 8

Note: 5 – Excellent 4-Very good 3-Good 2-Average 1-Poor

Sr. No.	Survey Aspects	5	4	3	2	1	No. of Responses	Attainment Value	Remarks
1	Use of Example & Illustrations/Usefulness of laboratory instructions	4	1	1	1	1	8	3.75	Very Good
2	Preparation of the Teacher/Involvement of the lab instructors in lab conduct/record correction	3	2	1	1	1	8	3.63	Very Good
3	Organization of the Lecture/Fairness in lab viva/quiz conduct	2	2	2	1	1	8	3.38	Good
4	Pace of the Syllabus Coverage Interest Stimulated by the Teacher	4	1	1	1	1	8	3.75	Very Good
5	Applications of the topics covered	3	1	2	1	1	8	3.5	Good
6	Friendly interaction with the students	3	2	1	1	1	8	3.63	Very Good
7	Fairness in evaluation of the tests	3	2	1	1	1	8	3.63	Very Good



HOD Remarks:

1. It is decided to make it mandatory to do real time projects.
2. It is decided to conduct awareness programs/ workshops on Research publications.



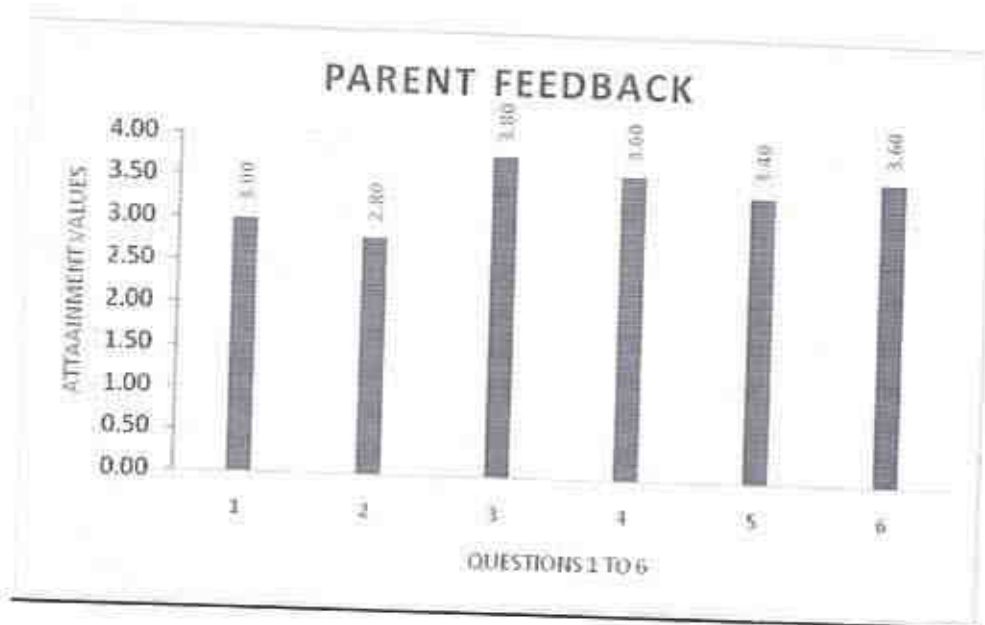
Viswambhara Educational Society
VAAGDEVI COLLEGE OF ENGINEERING
 UGC-Autonomous
 Bollikunta, Warangal, Telangana – 506 005
 2017-18

PARENT FEEDBACK SUMMARY

Total No. of Samples: 11

Note: 5 – Excellent 4-Very good 3-Good 2-Average 1-Poor

Sr. No.	Survey Aspects	5	4	3	2	1	No. of Responses	Attainment Value	Remarks
1	Programs arranged by the department for achieving industry exposure	1	1	1	1	1	5	3.00	Good
2	Encouragement to students for participation in various co-curricular activities	2	0	0	1	2	5	2.80	Good
3	Quality of academic resources namely teachers, course material etc.	2	2	0	0	1	5	3.80	Good
4	Placement activities	1	2	1	0	2	5	3.60	Good
5	Efforts taken by department for overall grooming and personality development	1	2	1	0	1	5	3.40	Good
6	Student mentoring	2	1	1	0	1	5	3.60	Good



HOD Remarks:

- It is requested by the parents, PG students improve on campus recruitments.

Department of Computer Science & Engineering
 Vaagdevi College of Engineering
 Bollikunta, Warangal - 506 005



Viswambhara Educational Society
VAAGDEVI COLLEGE OF ENGINEERING
 UGC-Autonomous
 Bollikunta, Warangal, Telangana – 506 005
 2017-18

FACULTY FEEDBACK SUMMARY

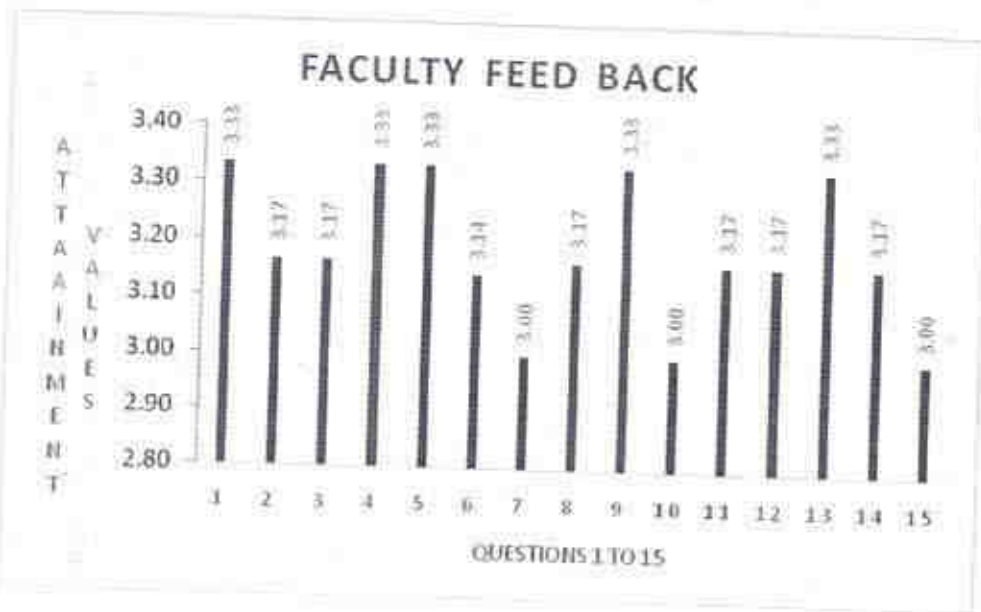
Total No. of Samples: 12

Note: 5 – Excellent 4-Very good 3-Good 2-Average 1-Poor

Sr. No.	Survey Aspects	5	4	3	2	1	No. of Responses	Attainment Value	Remarks
1	My instructional strategies and activities reflect attention to issues of access, equity and diversity for students.	2	1	1	1	1	6	3.33	Good
2	My design of lessons includes tasks, roles, and interactions consistent with investigative computer science and mathematical aspects.	1	2	1	1	1	6	3.17	Good
3	Whether students' attendance has been good in my classes consistently?	1	2	1	1	1	6	3.17	Good
4	I probe students' reasoning.	2	1	1	1	1	6	3.33	Good
5	The instructional strategies and activities I use reflect attention to students' experiences, knowledge attained and readiness.	2	1	1	1	1	6	3.33	Good
6	I provide adequate time and structure for reflection.	2	1	1	2	1	7	3.14	Good
7	I interact with my students.	1	1	2	1	1	6	3.00	Good
8	I encourage my students to interrupt the class to talk and to share ideas.	1	2	1	1	1	6	3.17	Good
9	I give students immediate feedback when they need directions to proceed.	2	1	1	1	1	6	3.33	Good
10	I take into account prior knowledge levels of my individual students.	1	1	2	1	1	6	3.00	Good
11	I make sure the pace of the lesson is appropriate for the development level/needs of the students and the purpose of the lesson.	1	2	1	1	1	6	3.17	Good
12	My questioning strategies in assignments are likely to enhance the development of students conceptual understanding/ problem solving.	1	2	1	1	1	6	3.17	Good
13	My lessons progress based on students' responses.	2	1	1	1	1	6	3.33	Good
14	The in-class activities consolidate the main ideas of the lesson.	1	2	1	1	1	6	3.17	Good
15	I identify students who have difficulties in understanding the main ideas of the lesson.	1	1	2	1	1	6	3.00	Good



Viswambhara Educational Society
VAAGDEVI COLLEGE OF ENGINEERING
UGC-Autonomous
Bollikunta, Warangal, Telangana – 506 005
2017-18



HOD Remarks:

1. New Courses like "Big data Analytics", 'cloud Computing' etc. was introduced.
2. New Lab Courses were introduced which improves practical knowledge and also improves Programming Capability skills.

[Signature]
Department of Computer Science & Engineering
Vaagdevi College of Engineering
Bollikunta, Warangal-506005, T.S.



Viswambhara Educational Society
VAAGDEVI COLLEGE OF ENGINEERING

UGC-Autonomous
Bollikunta, Warangal, Telangana – 506 005

2017-18

M.TECH CSE SHIFT-2
ALUMNI FEEDBACK SUMMARY


Total No. of Samples: 5

Note: 5– Excellent 4-Very good 3-Good 2-Average 1-Poor

Sr. No.	Survey Aspects	5	4	3	2	1	No. of Responses	Attainment Value	Remarks
1	Based on your work experiences since obtaining your M.Tech.(CSE) Degree, what is your impression of the overall quality of your educational experiences that you received at the institution	2	1	1	0	1	5	3.60	Good
2	Do you feel that an higher degree is necessary for your professional	2	1	0	1	1	5	3.40	Good
3	Ability to Apply Maths-Science-Engineering in job and life.	1	2	1	0	1	5	3.40	Good
4	Ability to identify, formulate, and solve engineering problems	2	1	1	0	1	5	3.60	Good
5	Ability to use the techniques, skills, and modern engineering tools necessary for engineering practice	2	1	0	1	1	5	3.40	Good
6	Ability to Design System/ Component/ Process with Constraints to meet	1	2	0	1	1	5	3.20	Good
7	Ability to Divide and Conquer Experiments as well as analyze and	1	2	1	0	1	5	3.40	Good
8	Ability to function on multi-disciplinary teams and to exhibit Team Culture.	2	1	0	1	1	5	3.40	Good
9	Exposure necessary to understand the Impact of Engineering Solutions in a Global and	2	1	0	1	1	5	3.40	Good
10	A recognition of the need for, and an ability to engage in life-long learning.	1	2	0	1	1	5	3.20	Good
11	Ability for Good and Effective Communication.	2	1	0	1	1	5	3.40	Good
12	Expertise with knowledge of contemporary issues.	1	2	1	0	1	5	3.40	Good
13	Contributions to industry/academia.	2	1	0	1	1	5	3.40	Good



Viswambhara Educational Society
VAAGDEVI COLLEGE OF ENGINEERING
UGC-Autonomous
Bollikunta, Warangal, Telangana – 506 005
2017-18



HOD Remarks:

1. New Courses. and labs were introduced.

Santhi
Head

Department of Computer Science & Engineering
Vaagdevi College of Engineering
Bollikunta, Warangal-506005 (T.S.)

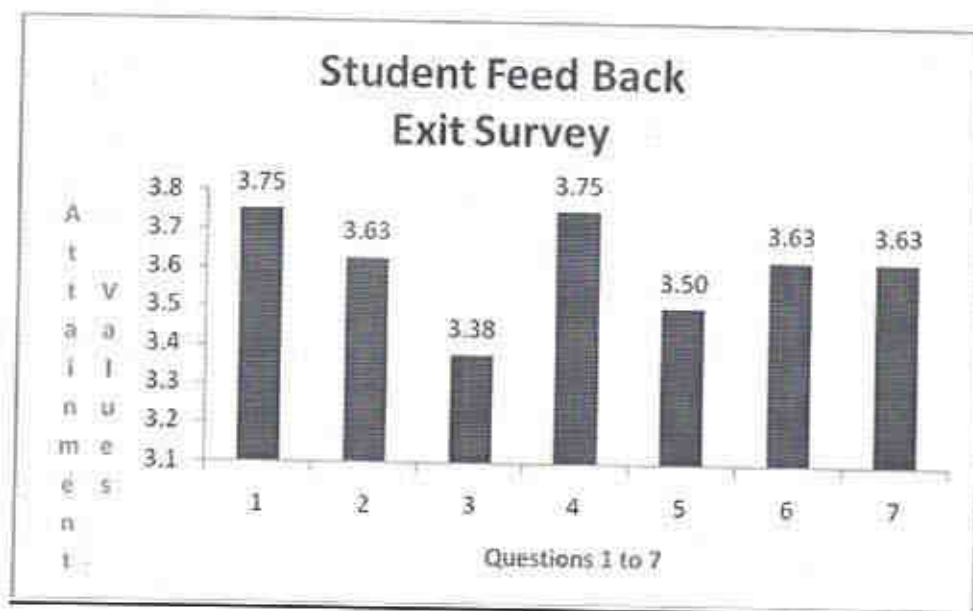


Viswambhara Educational Society
VAAGDEVI COLLEGE OF ENGINEERING
UGC-Autonomous
Bollikunta, Warangal, Telangana – 506 005
2017-18
STUDENT FEEDBACK SUMMARY
(Exit Survey)

Total No. of Samples: 8

Note: 5 – Excellent 4-Very good 3-Good 2-Average 1-Poor

Sr. No.	Survey Aspects	5	4	3	2	1	No. of Responses	Attainment Value	Remarks
1	Use of Example & Illustrations/Usefulness of laboratory instructions	4	1	1	1	1	8	3.75	Good
2	Preparation of the Teacher/Involvement of the lab instructors in lab conduct/record correction	3	2	1	1	1	8	3.63	Good
3	Organization of the Lecture/Fairness in lab viva/quiz conduct	2	2	2	1	1	8	3.38	Good
4	Pace of the Syllabus Coverage Interest Stimulated by the Teacher	4	1	1	1	1	8	3.75	
5	Applications of the topics covered	3	1	2	1	1	8	3.5	Good
6	Friendly interaction with the students	3	2	1	1	1	8	3.63	
7	Fairness in evaluation of the tests	3	2	1	1	1	8	3.63	Good



HOD Remarks:

1. It is decided to make the students to do real time projects.
2. It is decided to organise workshops.

Head
Department of Computer Science & Engineering
Vaagdevi College of Engineering
Bollikunta, Warangal-506005



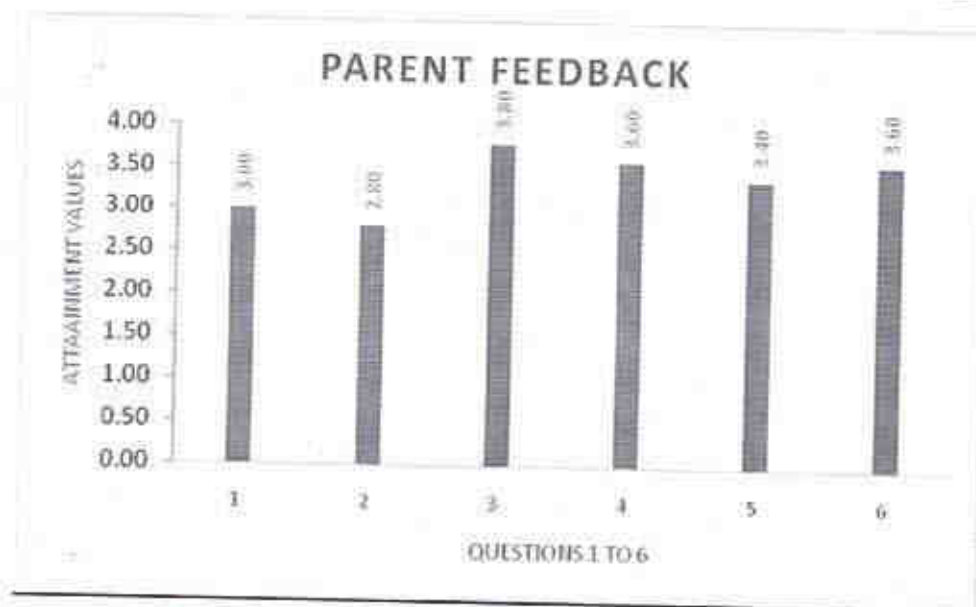
Viswambhara Educational Society
VAAGDEVI COLLEGE OF ENGINEERING
 UGC-Autonomous
 Bollikunta, Warangal, Telangana – 506 005
 2017-18

PARENT FEEDBACK SUMMARY

Total No. of Samples: 9

Note: 5 – Excellent 4-Very good 3-Good 2-Average 1-Poor

Sr. No.	Survey Aspects	5	4	3	2	1	No. of Responses	Attainment Value	Remarks
1	Programmers arranged by the department for achieving industry exposure	3	2	1	1	2	9	3.33	Good
2	Encouragement to students for participation in various co-curricular activities	2	3	1	1	2	9	3.22	Good
3	Quality of academic resources namely teachers, course material etc.	3	2	1	1	2	9	3.33	Good
4	Placement activities	2	2	1	2	2	9	3.00	Good
5	Efforts taken by department for overall grooming and personality development	3	2	0	2	2	9	3.22	Good
6	Student mentoring	3	2	1	1	2	9	3.33	Good



HOD Remarks:

1. It is decided to improve the quality of the students as per the latest market trends.



Viswambhara Educational Society
VAAGDEVI COLLEGE OF ENGINEERING
 UGC-Autonomous
 Bollikunta, Warangal, Telangana – 506 005
 2017-18
FACULTY FEEDBACK SUMMARY

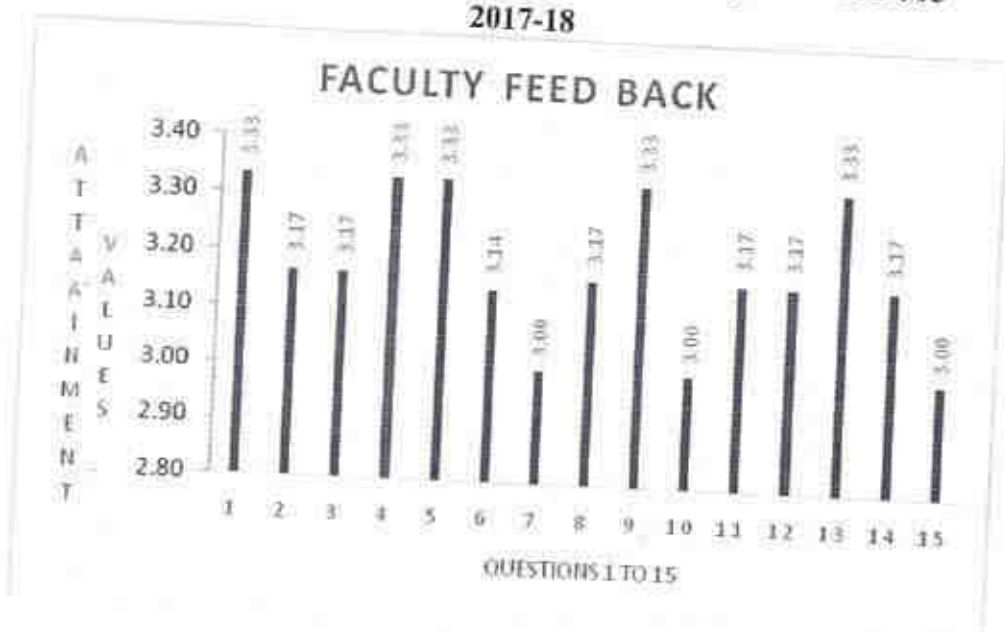
Total No. of Samples:10

Note: 5 – Excellent 4-Very good 3-Good 2-Average 1-Poor

Sr. No.	Survey Aspects	5	4	3	2	1	No. of Responses	Attainment Value	Remarks
1	My instructional strategies and activities reflect attention to issues of access, equity and diversity for students.	2	1	1	1	1	6	3.33	Good
2	My design of lessons includes tasks, roles, and interactions consistent with investigative computer science and mathematical aspects.	1	2	1	1	1	6	3.17	Good
3	Whether students' attendance has been good in my classes consistently?	1	2	1	1	1	6	3.17	Good
4	I probe students' reasoning.	2	1	1	1	1	6	3.33	Good
5	The instructional strategies and activities I use reflect attention to students' experiences, knowledge attained and readiness.	2	1	1	1	1	6	3.33	Good
6	I provide adequate time and structure for reflection.	2	1	1	2	1	7	3.14	Good
7	I interact with my students.	1	1	2	1	1	6	3.00	Good
8	I encourage my students to interrupt the class to talk and to share ideas.	1	2	1	1	1	6	3.17	Good
9	I give students immediate feedback when they need directions to proceed.	2	1	1	1	1	6	3.33	Good
10	I take into account prior knowledge levels of my individual students.	1	1	2	1	1	6	3.00	Good
11	I make sure the pace of the lesson is appropriate for the development level/needs of the students and the purpose of the lesson.	1	2	1	1	1	6	3.17	Good
12	My questioning strategies in assignments are likely to enhance the development of student's conceptual understanding/ problem solving.	1	2	1	1	1	6	3.17	Good
13	My lessons progress based on students' responses.	2	1	1	1	1	6	3.33	Good
14	The in-class activities consolidate the main ideas of the lesson.	1	2	1	1	1	6	3.17	Good
15	I identify students who have difficulties in understanding the main ideas of the lesson.	1	1	2	1	1	6	3.00	Good



Viswambhara Educational Society
VAAGDEVI COLLEGE OF ENGINEERING
UGC-Autonomous
Bollikunta, Warangal, Telangana – 506 005
2017-18



HOD Remarks:

1. It is decided to help the faculty members funding for their research to development by the faculty.
2. It is decided to buy a plagiarism tool to pursue their ph.d work.

Sangeetha
Head
Department of Computer Science & Engineering
Vaagdevi College of Engineering
Bollikunta, Warangal-506005 (T.S.)



Viswambhara Educational Society
VAAGDEVI COLLEGE OF ENGINEERING
 UGC-Autonomous
 Bollikunta, Warangal, Telangana – 506 005
 2013-14

ALUMNI FEEDBACK SUMMARY

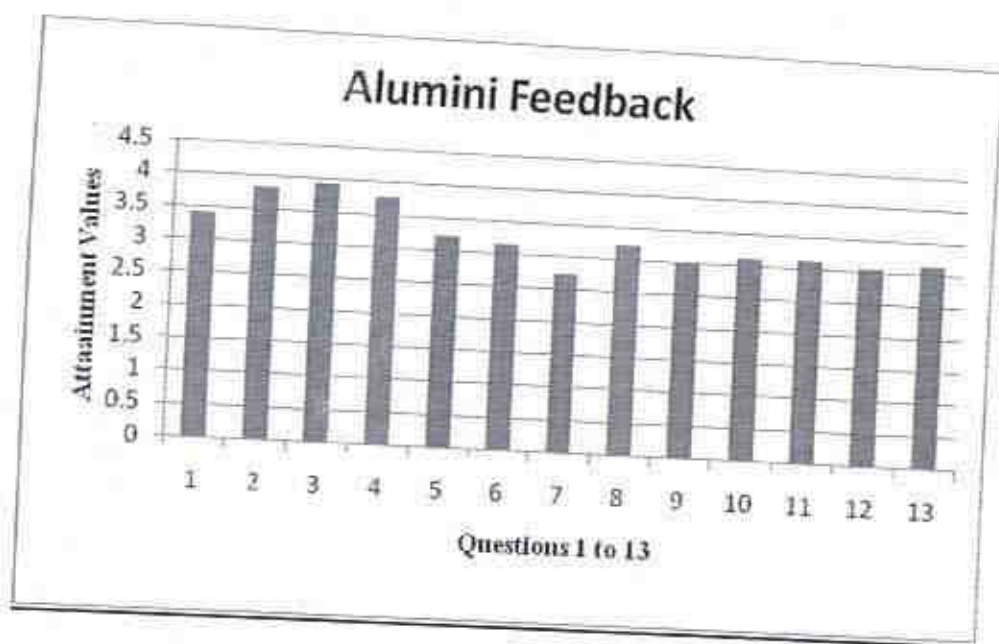
Total No. of Samples:66

Note: 5 – Excellent 4-Very good 3-Good 2-Average 1-Poor

Sr. No.	Survey Aspects	5	4	3	2	1	No. of Responses	Attainment Value	Remarks
1	Based on your work experiences since obtaining your B.Tech.(CSE) Degree, what is your impression of the overall quality of your educational experiences that you received at the institution	14	16	25	6	5	66	3.42	
2	Do you feel that an higher degree is necessary for your professional	23	22	12	6	3	66	3.85	
3	Ability to Apply Maths-Science-Engineering in job and life.	23	29	6	4	4	66	3.95	
4	Ability to identify, formulate, and solve engineering problems	22	21	11	11	1	66	3.79	
5	Ability to use the techniques, skills, and modern engineering tools necessary for engineering practice	12	11	27	12	4	66	3.23	
6	Ability to Design System/ Component/ Process with Constraints to meet	12	13	19	18	4	66	3.17	
7	Ability to Divide and Conquer Experiments as well as analyze and	6	13	18	16	13	66	2.74	
8	Ability to function on multi-disciplinary teams and to exhibit Team Culture.	15	16	14	12	9	66	3.24	
9	Exposure necessary to understand the Impact of Engineering Solutions in a Global and	15	10	16	11	14	66	3.02	
10	A recognition of the need for, and an ability to engage in life-long learning.	16	13	12	13	12	66	3.12	
11	Ability for Good and Effective Communication.	12	11	24	12	7	66	3.14	
12	Expertise with a knowledge of contemporary issues.	12	14	16	14	10	66	3.06	
13	Contributions to industry/academia.	11	11	26	12	6	66	3.14	



Viswambhara Educational Society
VAAGDEVI COLLEGE OF ENGINEERING
UGC-Autonomous
Bollikunta, Warangal, Telangana – 506 005
2013-14



HOD Remarks:

1. It is decided to make the students to do real time projects.



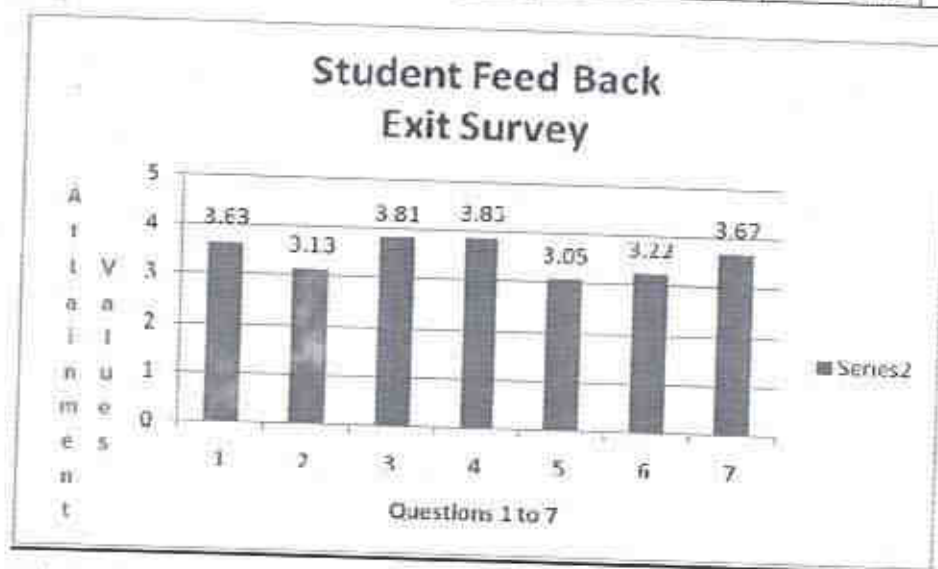
Viswambhara Educational Society
VAAGDEVI COLLEGE OF ENGINEERING
 UGC-Autonomous
 Bollikunta, Warangal, Telangana – 506 005
 2013-14

STUDENT FEEDBACK SUMMARY
 (Exit Survey)

Total No. of Samples:123

Note: 5 – Excellent 4-Very good 3-Good 2-Average 1-Poor

Sr. No.	Survey Aspects	5	4	3	2	1	No. of Responses	Attainment Value	Remarks
1	Use of Example & Illustrations/Usefulness of laboratory instructions	57	10	20	26	10	123	3.63	
2	Preparation of the Teacher/Involvement of the lab instructors in lab conduct/record correction	14	41	31	21	16	123	3.13	
3	Organization of the Lecture/Fairness in lab viva/quiz conduct	56	23	21	11	12	123	3.81	
4	Pace of the Syllabus Coverage Interest Stimulated by the Teacher	38	48	21	12	4	123	3.85	
5	Applications of the topics covered	21	33	21	27	21	123	3.05	
6	Friendly interaction with the students	20	45	20	18	20	123	3.22	
7	Fairness in evaluation of the tests	25	52	32	8	6	123	3.67	



HOD Remarks:

1. It is decided to arrange more guest lectures by eminent persons from higher learning organizations like IITs, NITs and also from alumni members.



Viswambhara Educational Society
VAAGDEVI COLLEGE OF ENGINEERING
 UGC-Autonomous
 Bollikunta, Warangal, Telangana – 506 005

STUDENT FEEDBACK SUMMARY (2017-18)
 (Exit Survey)

Total No. of Samples: 100

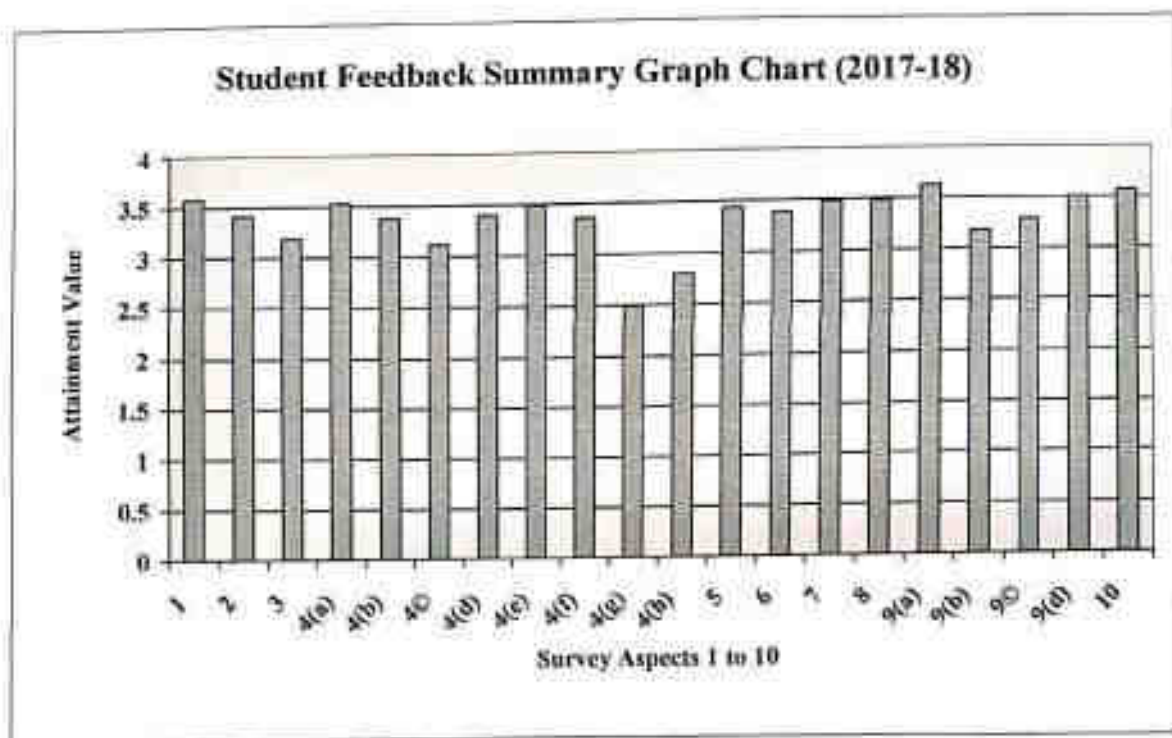
Sr. No.	Survey Aspects	None				No. of Responses	Attainment Value	Remarks
		4 – Excellent	3 – Good	2 – Average	1 – Poor			
1	How much do you feel proud as a part of VCE as Student?	39	40	1	0	100	3.58	
2	How do you rate activities organized by VCE for your overall development?	44	34	2	0	100	3.41	
3	How do you rate Canteen / Departmental Stores / Medical facilities at VCE	33	33	14	0	100	3.19	
4	Rate the adequacy of following as they were during your tenure as a student at VCE							
a)	Laboratories & Equipment	55	44	0	1	100	3.33	
b)	Library	43	52	5	0	100	3.38	
c)	Computer Facilities	38	49	13	0	100	3.12	
d)	Internet & Wi-Fi	46	48	6	0	100	3.40	
e)	Sports / NCC / NSS	48	37	21	1	100	3.49	
f)	Faculty and their Support	46	46	3	1	100	3.36	
g)	Curriculum / Syllabus	49	48	2	1	100	2.49	
h)	Cleanliness / Security / Environment / Ambience	5	91	3	1	100	2.8	
5	How do you rate Curricular / Extra Curricular activities at VCE	47	30	3	0	100	3.44	
6	How do you rate Examination Process, Evaluation and Assessment	49	41	10	0	100	3.39	
7	Do you have obtained sufficient technical know-how (both in Theory and Practical) from the curriculum?	48	52	0	0	100	3.48	
8	What is the level of relevance of education imparted at Department?	31	46	3	0	100	3.48	
9	Rate the following academic initiatives taken by the college / department to improve technical know-how of the students							
a)	Seminars & Workshop	65	33	2	0	100	3.65	
b)	Internships, Industry Oriented Projects & Industrial Visits	31	56	13	0	100	3.18	
c)	Value Added Courses for bridging Industry Academic gap	26	57	7	0	100	3.29	
d)	Guest Lectures by Eminent Speakers from Industry / Academia	35	41	4	0	100	3.51	
10	How do you rate the subjects and syllabi of the curriculum adopted?	63	32	4	1	100	3.57	

HOD Remarks:

→ Students requested to introduce new courses



Vishwanthara Educational Society
VAAGDEVI COLLEGE OF ENGINEERING
UGC-Autonomous
Bollikunta, Warangal, Telangana – 506 005



Scanned with
CamScanner

Head

Dept. of Electronics & Communication Engineering,
Vaagdevi College of Engineering
Bollikunta, Warangal - 506 005



Vivekanandhara Educational Society
VAAGDEVI COLLEGE OF ENGINEERING
 UGC-Autonomous
 Bollikunta, Warangal, Telangana – 506 005

ALUMNI FEEDBACK SUMMARY (2017-18)

Total No. of Samples: 130

Sr. No.	Survey Aspects	2 – Average				No. of Responses	Attainment Value	Remarks
		4	3	2	1			
1	How much do you feel proud to be associated with VCE as Alumni?	120	6	4	0	130	3.9	
2	How do you rate the value added courses, workshops and other skill development activities organized by VCE for your overall development?	90	32	8	0	130	3.60	
3	How much you are willing to contribute to the development of VCE?	105	21	4	0	130	3.77	
4	What extent of the curriculum is meeting the industry / employment needs	10	99	20	1	130	2.90	
5	How do you rate yourself in designing skills with the knowledge acquired in your course	22	85	23	0	130	3.0	
6	How do you rate your involvement and participation in outreach activities to serve the society	99	20	11	0	130	3.67	
7	How do you rate the tools, technology and evolving trends in your area of specialization	17	63	49	2	130	2.73	
8	How do you rate the relevance of professional and open electives in your current job	86	38	6	0	130	3.61	
9	How the professional bodies helped you in your career	58	61	11	0	130	3.36	
10	How is your curriculum helped to explore the entrepreneurship opportunities in the area of specialization	41	70	19	0	130	3.16	
11	How do you rate the communication skills, managerial skills and technical skills help your professional growth	81	41	7	1	130	3.55	
12	How do you rate the knowledge on multidisciplinary domains	10	108	12	0	130	2.98	
13	How do you rate the updation of curriculum is meeting the industry / employer requirements	50	61	19	0	130	3.23	

HOD Remarks:

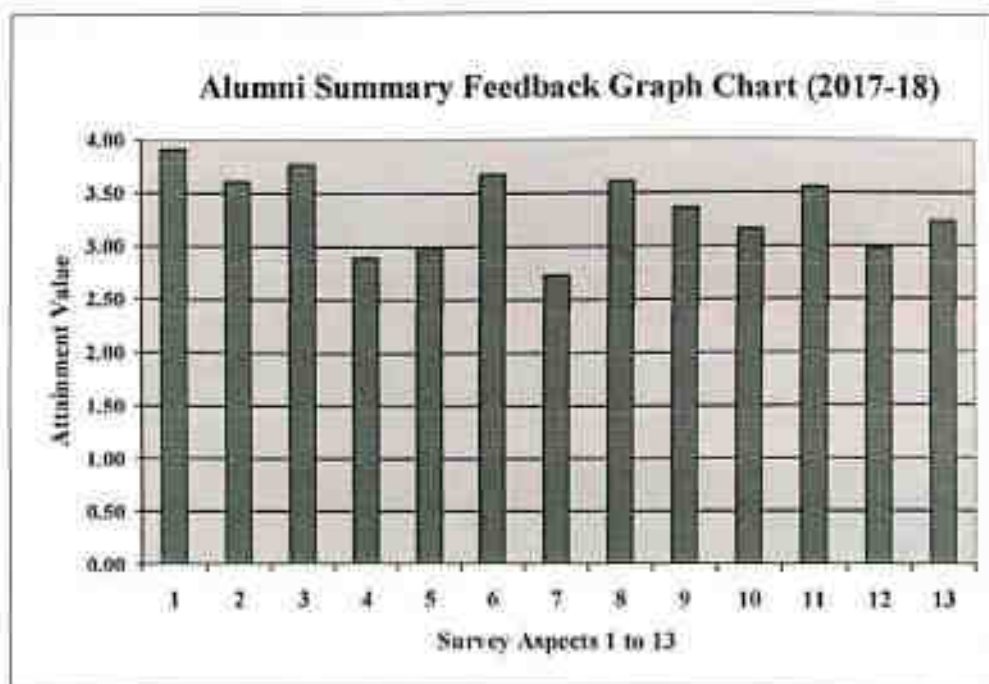
→ overall alumni have suggested that the institute should focus on improving communication skills, personality development, self-motivation and confidence and good mentoring


 Head

Dept. of Electronics & Communication Engineering
 Vaagdevi College of Engineering
 Bollikunta, Warangal - 506 005



Viswanathra Educational Society
VAAGDEVI COLLEGE OF ENGINEERING
UGC-Autonomous
Bollikunta, Warangal, Telangana – 506 005



Scanned with
CamScanner


Head
Dept. of Economics & Communication Engg.
Vaagdevi College of Engineering
Bollikunta, Warangal - 506 005



Vishwambhara Educational Society
VAAGDEVI COLLEGE OF ENGINEERING
 UGC-Autonomous
 Bollikunta, Warangal, Telangana – 506 005

PARENT FEEDBACK SUMMARY (2017-18)

Total No. of Samples: 150

Sr. No.	Survey Aspects	None				No. of Response	Attainment Value	Remarks
		4 – Excellent	3 – Good	2 – Average	1 – Poor			
1	How do you rate the Teaching-Learning Environment	75	71	-	-	150	3.5	
2	How do you rate the learning facilities provided by the institute							
a)	Dedicated Faculty	100	50	-	-	150	3.66	
b)	Practical training and orientation	90	60	-	-	150	3.5	
c)	Seminars, Workshops and Discussions	75	75	-	-	150	3.5	
d)	Topics covered beyond the syllabus	100	50	-	-	150	3.66	
e)	Ambience for Learning	60	88	2	-	150	3.38	
3	How do you rate Competence & Commitment of Faculty	120	29	1	-	150	3.79	
4	How do you rate Curricular / Extra Curricular activities at VCE	75	72	3	-	150	3.48	
5	How do you rate the Infrastructure Facilities							
a)	Classrooms & Laboratories	90	58	2	-	150	3.58	
b)	Seminar Halls and Tutorial Rooms	75	73	2	-	150	3.48	
c)	Computing and Communication facilities	60	89	1	-	150	3.39	
d)	Central and Department Library Facilities	117	31	2	-	150	3.68	
6	How do you rate the treatment of students irrespective of their gender, background etc. in teaching?	75	75	-	-	150	3.5	
7	How do you rate our curriculum in terms of relevance with latest technologies	60	88	2	-	150	3.38	
8	How do you rate the attendance, assessment and evaluation system in our college	115	34	1	-	150	3.76	
9	In your Considered Opinion, the institute provided							
a)	Placement Assistance	75	74	1	-	150	3.49	
b)	Hostel / Transportation Facility	75	74	1	-	150	3.49	
c)	Scope for Co-curricular & Extra-Curricular Activities	60	88	2	-	150	3.37	
d)	Canteen Facility	60	87	3	-	150	3.38	
e)	Medical Facility	60	86	4	-	150	3.34	
10	Overall Rating of Vaagdevi College of Engineering	120	30	-	-	150	3.8	

HOD Remarks:

→ Parents want their ward to be trained with good leadership.

→ Parents requested to provide mental health care.

Head

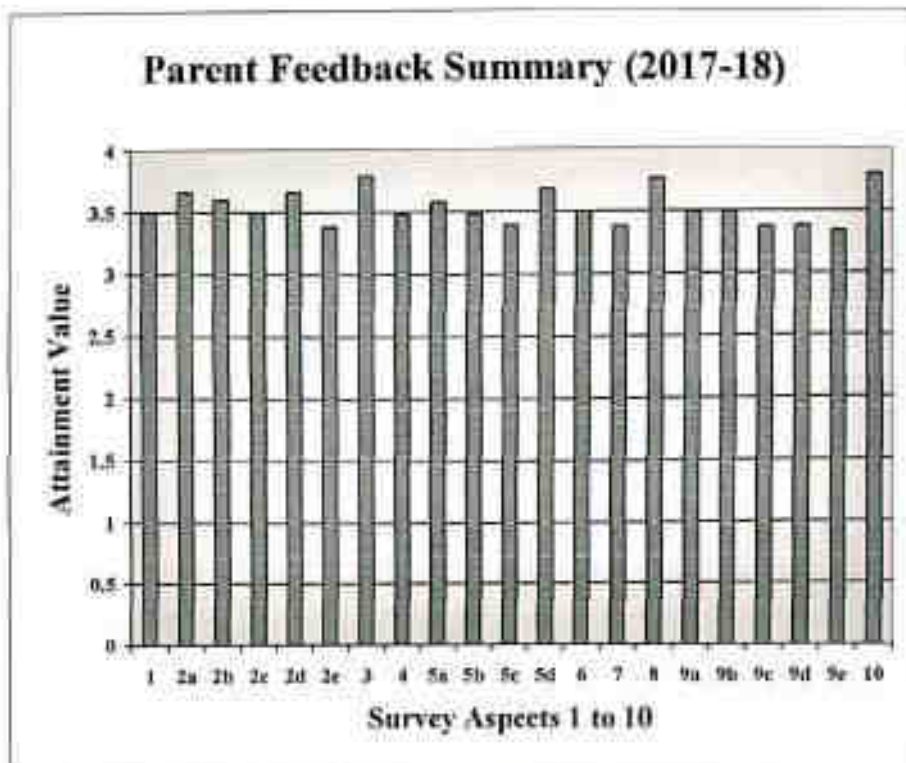
Dr. M. Electronics & Communication Engineering
 Vaagdevi College of Engineering
 Bollikunta, Warangal - 506 005



Scanned with
CamScanner



Vaswanthara Educational Society
VAAGDEVI COLLEGE OF ENGINEERING
UGC-Autonomous
Bollikunta, Warangal, Telangana – 506 005



Hareed

Prof. of Electronics & Communication Engineering
Vaagdevi College of Engineering
Bollikunta, Warangal - 506 005



Scanned with
CamScanner



Viswambhara Educational Society
VAAGDEVI COLLEGE OF ENGINEERING
 UGC-Autonomous
 Bollikunta, Warangal, Telangana – 506 005

FACULTY FEEDBACK SUMMARY (2017-18)

Total No. of Samples: 72

Note: 4 – Excellent 3 – Good 2 – Average 1 – Poor								Remarks
Sr. No.	Survey Aspects	4	3	2	1	No. of Responders	Attainment Value	
1	How do you rate your satisfaction being a faculty at VCE?	64	8	00	00	72	3.88	
2	How do you rate yourself at Teaching / Research / Administrative Responsibilities	62	10	00	00	72	3.86	
3	How do you rate resources at VCE to engage with society and industry?	51	21	00	00	72	3.7	
4	How do you rate the Teaching-Learning environment	61	11	00	00	72	3.84	
5	How do you rate the Curriculum adopted for B.Tech & M.Tech	38	32	02	00	72	3.5	
6	How do you rate the balance between theory and Laboratory courses	52	18	02	00	72	3.69	
7	How do you rate the adequacy of Elective Courses	60	12	00	00	72	3.83	
8	Text / Reference books availability in library	60	13	00	00	72	3.83	
9	e-resources to both faculty and students	56	16	00	00	72	3.76	
10	Aims and objectives of the course are well defined.	53	17	00	00	72	3.76	
11	Infrastructure facilities such as cabins, class rooms and toilets	55	15	02	00	72	3.74	
12	Freedom to propose additional topics in the syllabus	55	17	00	00	72	3.76	
13	Freedom to adopt new techniques / strategies of testing and assessment of students progress	54	18	00	00	72	3.73	
14	Are the students able to collaborate with others when working on multidisciplinary teams	53	19	00	00	72	3.74	
15	How do you rate the growth of interpersonal skills of students as an individual and while working in teams	52	20	00	00	72	3.72	
16	How do you rate the students' interest in attending workshops, seminars and internships to acquire the knowledge on modern engineering practice	52	20	00	00	72	3.72	
17	How do you rate the students in integrating the engineering tools and techniques to solve real-world problems	53	19	00	00	72	3.74	
18	How do you rate analytical skills during their performance of processes and systems to meet the desired needs	54	18	00	00	72	3.75	
19	Are the students able to estimate the impact of engineering solutions in a societal context	54	18	00	00	72	3.75	
20	How do you rate the overall performance of students	43	29	00	00	72	3.60	

HOD Remarks:

→ Faculty provided feedback on modification of syllabus.

→ Faculty expressed that the laboratory exercises need advanced level.



Scanned with
CamScanner

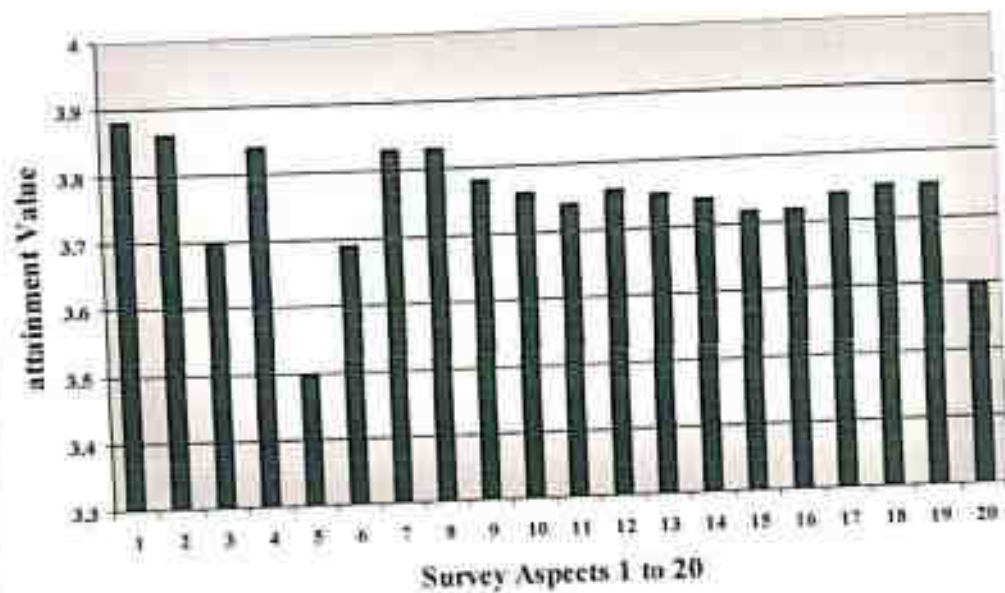
Head
 of Electronics & Communication Engineering
 Vaagdevi College of Engineering
 Bollikunta, Warangal - 506 005

[Signature]



Viswambhara Educational Society
VAAGDEVI COLLEGE OF ENGINEERING
UGC-Autonomous
Ballikunta, Warangal, Telangana - 506 005

Faculty Feedback Summary (2017-18)



[Signature]
Head

Dept. of Electronics & Communication Engineering
Vaagdevi College of Engineering
Ballikunta, Warangal - 506 005





Viswambhara Educational Society
VAAGDEVI COLLEGE OF ENGINEERING
 UGC-Autonomous
 Bollikunta, Warangal, Telangana – 506 005

FACULTY FEEDBACK SUMMARY 2017-18

Total No. of Samples:

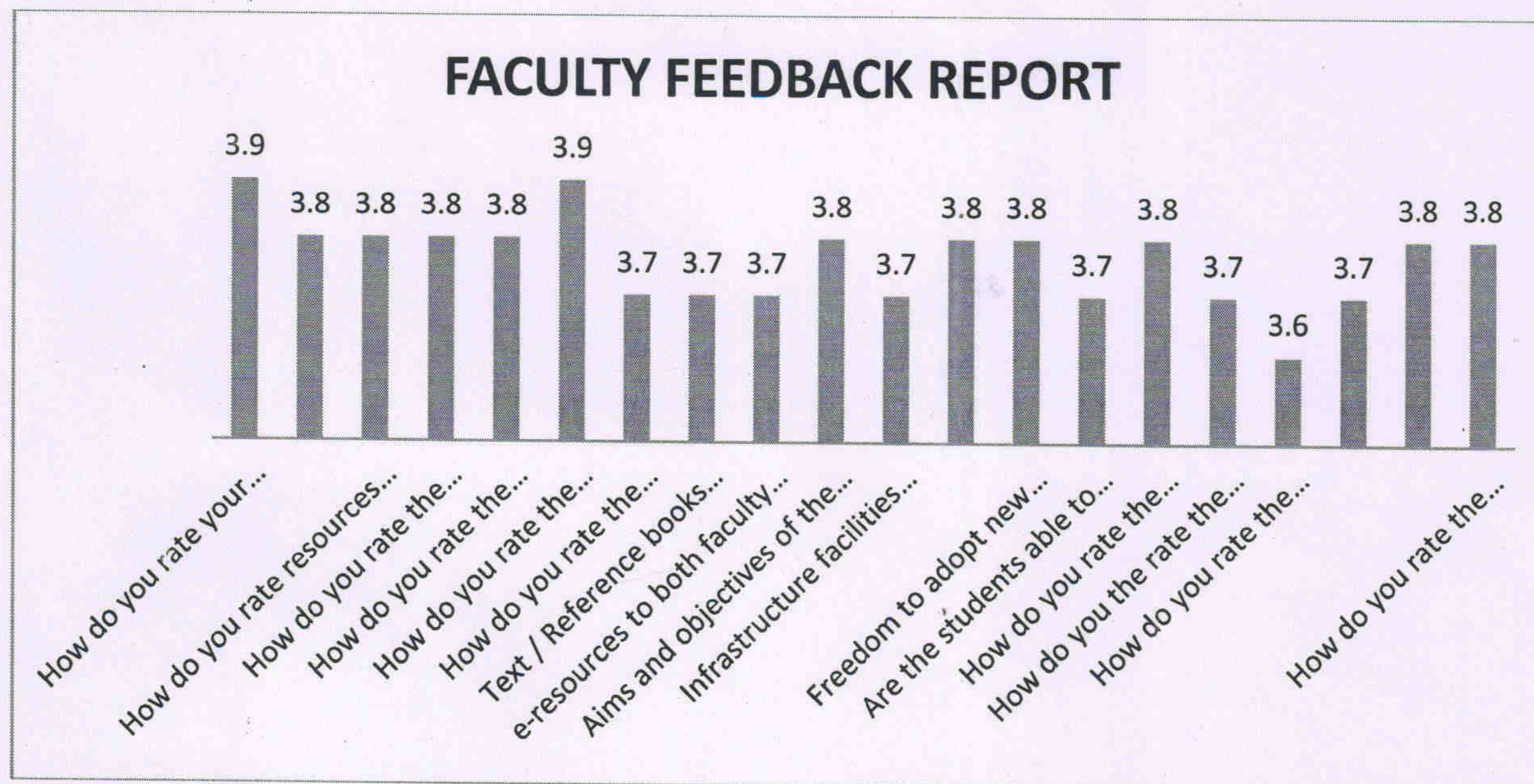
Sr. No.	Survey Aspects	2 – Average				No. of Responses	Attainment Value	Remarks
		4	3	2	1			
1	How do you rate your satisfaction being a faculty at VCE	39	02	00	00	41	3.9	GOOD
2	How do you rate yourself at Teaching / Research / Administrative Responsibilities	36	05	00	00	41	3.8	GOOD
3	How do you rate resources at VCE to engage with society and industry?	34	06	01	00	41	3.8	GOOD
4	How do you rate the Teaching-Learning environment	33	08	00	00	41	3.8	GOOD
5	How do you rate the Curriculum adopted for B.Tech & M. Tech	33	08	00	00	41	3.8	GOOD
6	How do you rate the balance between theory and Laboratory courses	37	04	00	00	41	3.9	GOOD
7	How do you rate the adequacy of Elective Courses	32	09	00	00	41	3.7	GOOD
8	Text / Reference books availability in library	31	10	00	00	41	3.7	GOOD
9	e-resources to both faculty and students	31	10	00	00	41	3.7	GOOD
10	Aims and objectives of the course are well defined	35	06	00	00	41	3.8	GOOD
11	Infrastructure facilities such as cabins, class rooms and toilets	29	12	00	00	41	3.7	GOOD
12	Freedom to propose additional topics in the syllabus	34	07	00	00	41	3.8	GOOD
13	Freedom to adopt new techniques / strategies of testing and assessment of students progress	35	06	00	00	41	3.8	GOOD
14	Are the students able to collaborate with others when working on multidisciplinary teams	31	10	00	00	41	3.7	GOOD
15	How do you rate the growth of interpersonal skills of students as an individual and while working in teams	34	07	00	00	41	3.8	GOOD
16	How do you rate the students' interest in attending workshops, seminars and internships to acquire the knowledge on modern engineering practice.	29	12	00	00	41	3.7	GOOD
17	How do you rate the students in integrating the engineering tools and techniques to solve real-world problems	29	11	01	00	41	3.6	GOOD
18	How do you rate analytical skills during their performance of processes and systems to meet the desired needs	30	11	00	00	41	3.7	GOOD
19	Are the students able to estimate the impact of engineering solutions in a societal context	34	11	00	00	41	3.8	GOOD
20	How do you rate the overall performance of students	33	08	00	00	41	3.8	GOOD


 Head of the department



Viswambhara Educational Society
VAAGDEVI COLLEGE OF ENGINEERING
UGC-Autonomous
Bollikunta, Warangal, Telangana – 506 005

2017-18



A feedback was collected from the faculty based on the facilities policies, has highest score of 3.9 was provided by the faculty however the score of 3.6 where it talks about the opportunities & encouragement for pursuing research related activities need to be improved.

Head of the department




Viswambhara Educational Society
VAAGDEVI COLLEGE OF ENGINEERING
 UGC-Autonomous
 Bollikunta, Warangal, Telangana – 506 005

PARENT FEEDBACK SUMMARY

Total No. of Samples:121

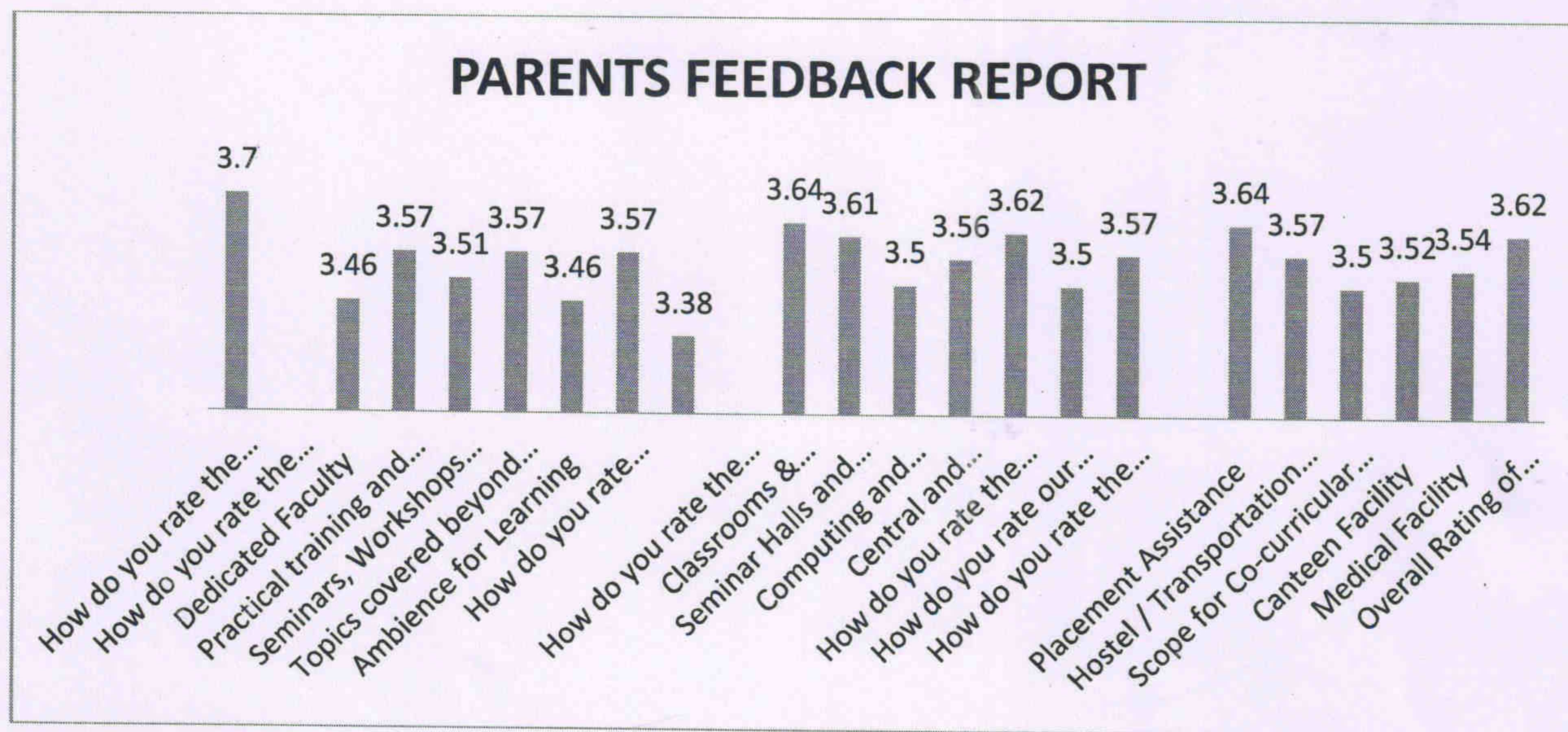
Note: 4 – Excellent 3 – Good 2 – Average 1 – Poor

Sr. No.	Survey Aspects	4	3	2	1	No. of Responses	Attainment Value	Remarks
1	How do you rate the Teaching-Learning Environment	97	24	00	00	121	3.7	GOOD
2	How do you rate the learning facilities provided by the institute							
a)	Dedicated Faculty	59	59	03	00	121	3.46	GOOD
b)	Practical training and orientation	72	47	02	00	121	3.57	GOOD
c)	Seminars, Workshops and Discussions	62	59	00	00	121	3.51	GOOD
d)	Topics covered beyond the syllabus	70	51	00	00	121	3.57	GOOD
e)	Ambience for Learning	56	65	00	00	121	3.46	GOOD
3	How do you rate Competence & Commitment of Faculty	68	53	01	00	121	3.57	GOOD
4	How do you rate Curricular / Extra Curricular activities at VCE	47	73	01	00	121	3.38	GOOD
5	How do you rate the Infrastructure Facilities							
a)	Classrooms & Laboratories	80	39	02	00	121	3.64	GOOD
b)	Seminar Halls and Tutorial Rooms	76	44	01	00	121	3.61	GOOD
c)	Computing and Communication facilities	64	54	03	00	121	3.50	GOOD
d)	Central and Department Library Facilities	68	53	00	00	121	3.56	GOOD
6	How do you rate the treatment of students irrespective of their gender, background etc. in teaching?	77	43	01	00	121	3.62	GOOD
7	How do you rate our curriculum in terms of relevance with latest technologies	63	56	02	00	121	3.50	GOOD
8	How do you rate the attendance, assessment and evaluation system in our college	70	43	00	00	121	3.57	GOOD
9	In your Considered Opinion, the institute provided							
a)	Placement Assistance	78	43	00	00	121	3.64	GOOD
b)	Hostel / Transportation Facility	71	48	02	00	121	3.57	GOOD
c)	Scope for Co-curricular & Extra-Curricular Activities	63	56	02	00	121	3.50	GOOD
d)	Canteen Facility	64	57	00	00	121	3.52	GOOD
e)	Medical Facility	67	53	01	00	121	3.54	GOOD
10	Overall Rating of Vaagdevi College of Engineering	76	45	00	00	121	3.62	GOOD


Head of the department



Viswambhara Educational Society
VAAGDEVI COLLEGE OF ENGINEERING
UGC-Autonomous
Bollikunta, Warangal, Telangana – 506 005



The feedback from the parents was also obtained for the year 2017 the above graph that almost 3.7 level of the parents are very satisfied with the facilities provided by the college.

Head of the department



Viswambhara Educational Society
VAAGDEVI COLLEGE OF ENGINEERING
 UGC-Autonomous
 Bollikunta, Warangal, Telangana – 506 005

ALUMNI FEEDBACK SUMMARY 2017-18

Total No. of Samples: 133

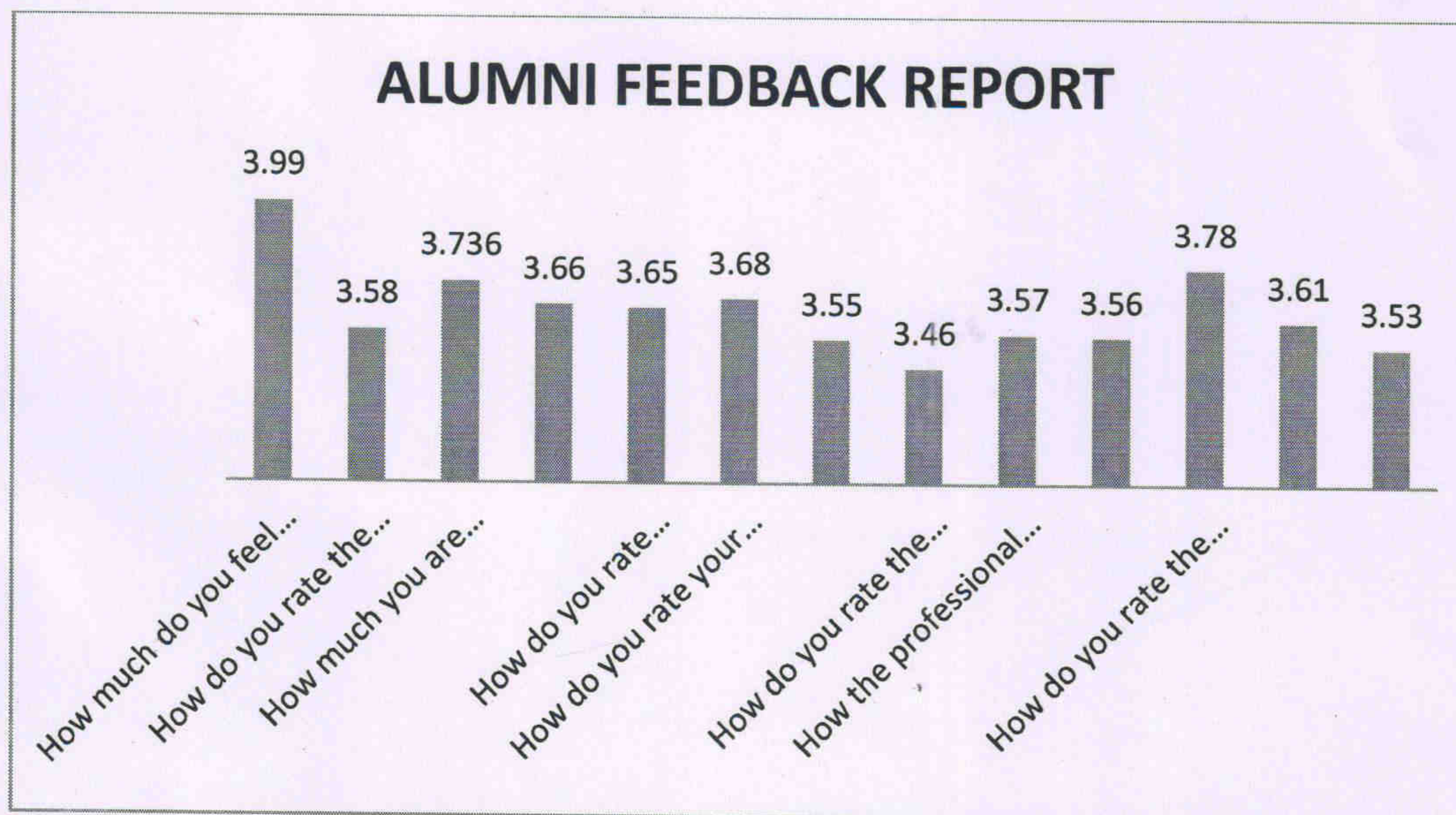
<i>Note: 4 – Excellent 3 – Good 2 – Average 1 – Poor</i>								
Sr. No.	Survey Aspects	4	3	2	1	No. of Responses	Attainment Value	Remarks
1	How much do you feel proud to be associated with VCE as Alumni?	124	9	0	0	133	3.99	Good
2	How do you rate the value added courses, workshops and other skill development activities organized by VCE for your overall development?	78	55	0	0	133	3.58	Good
3	How much you are willing to contribute to the development of VCE?	98	35	0	0	133	3.736	Good
4	What extent of the curriculum is meeting the industry / employment needs	89	44	0	0	133	3.66	Good
5	How do you rate yourself in designing skills with the knowledge acquired in your course	87	46	0	0	133	3.65	Good
6	How do you rate your involvement and participation in outreach activities to serve the society	91	42	0	0	133	3.68	Good
7	How do you rate the tools, technology and evolving trends in your area of specialization	74	59	0	0	133	3.55	Good
8	How do you rate the relevance of professional and open electives in your current job	62	71	0	0	133	3.46	Good
9	How the professional bodies helped you in your career	77	56	0	0	133	3.57	Good
10	How is your curriculum helped to explore the entrepreneurship opportunities in the area of specialization	75	58	0	0	133	3.56	Good
11	How do you rate the communication skills, managerial skills and technical skills help your professional growth	104	29	0	0	133	3.78	Good
12	How do you rate the knowledge on multidisciplinary domains	82	51	0	0	133	3.61	Good
13	How do you rate the updation of curriculum in meeting the industry / employer requirements	71	62	0	0	133	3.53	Good


Head of the department



Viswambhara Educational Society
VAAGDEVI COLLEGE OF ENGINEERING
UGC-Autonomous
Bollikunta, Warangal, Telangana – 506 005

2017-18



The alumni feedback for the year 2017-18 was analyzed. through the graph depicted we can see that the facilities of quality of academic advising have the highest score of 3.99.the quality of instruction by the faculty in humanities and social sciences has the score of 3.46 and followed by quality of instruction by the lab instructor, computing facilities, laboratory facilities has the score of 3.99 and least score is 3.44 given for quality of instruction by the faculty in the department of electrical and electronics engineering.

After elaborate discussion in the HOD s meeting it was decided that the quality of instruction by the faculty in the department of electrical and electronics engineering could be increased by encouraging faculty to counseling the students

Head of the department



Viswambhara Educational Society
VAAGDEVI COLLEGE OF ENGINEERING
 UGC-Autonomous
 Bollikunta, Warangal, Telangana – 506 005

STUDENT FEEDBACK SUMMARY 2017-18
 (Exit Survey)

Total No. of Samples:121

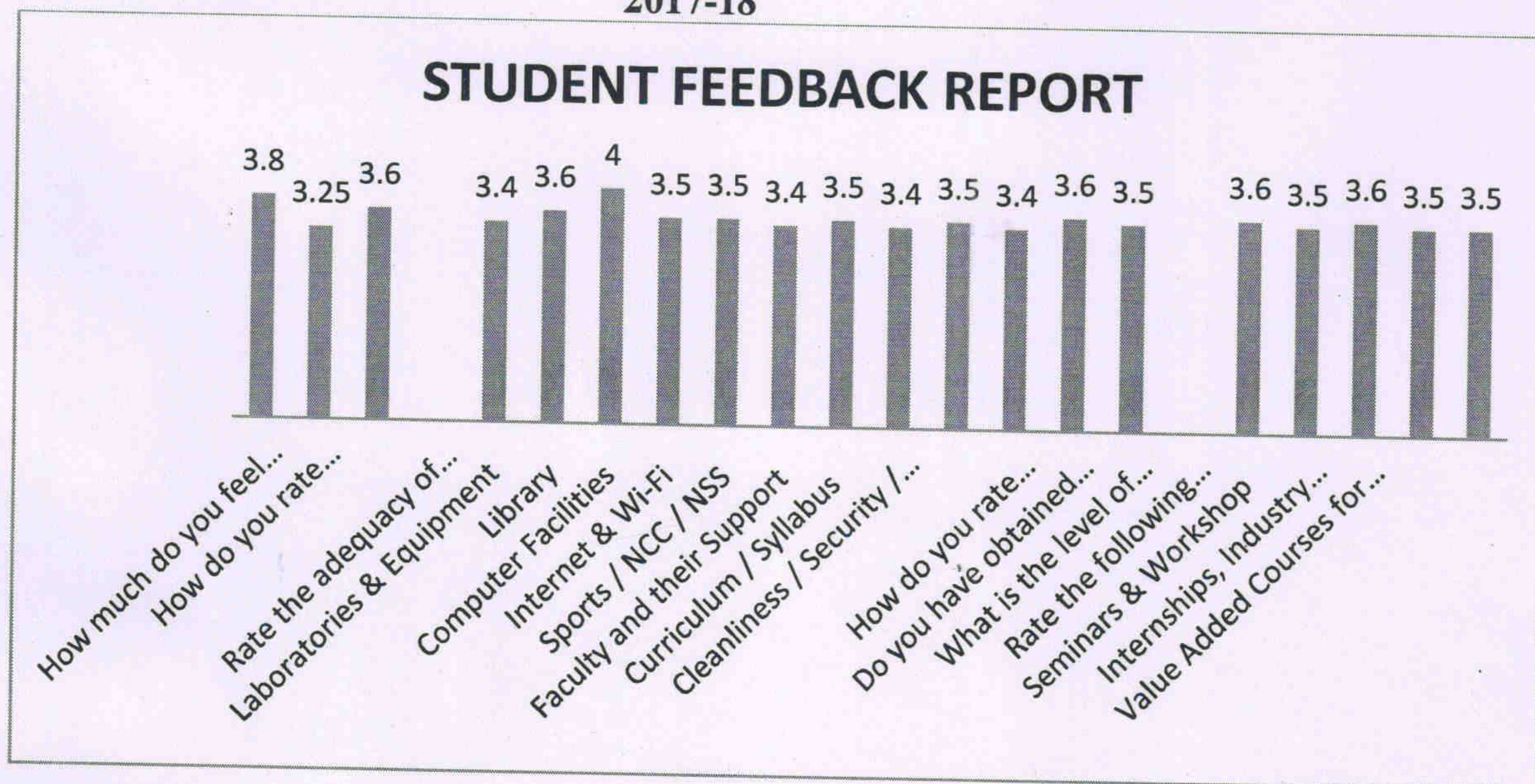
Note: 4 – Excellent 3 – Good 2 – Average 1 – Poor								
Sr. No.	Survey Aspects	4	3	2	1	No. of Responses	Attainment Value	Remarks
1	How much do you feel proud as a part of VCE as Student?	121	15	0	00	136	3.8	GOOD
2	How do you rate activities organized by VCE for your overall development?	34	102	0	00	136	3.25	GOOD
3	How do you rate Canteen / Departmental Stores / Medical facilities at VCE	92	41	3	00	136	3.6	GOOD
4	Rate the adequacy of following as they were during your tenure as a student at VCE							
a)	Laboratories & Equipment	60	75	1	00	136	3.4	GOOD
b)	Library	94	41	1	00	136	3.6	GOOD
c)	Computer Facilities	68	68	0	00	136	04	EXCELLEN
d)	Internet & Wi-Fi	77	59	0	00	136	3.5	GOOD
e)	Sports / NCC / NSS	77	59	0	00	136	3.5	GOOD
f)	Faculty and their Support	67	68	1	00	136	3.4	GOOD
g)	Curriculum / Syllabus	75	58	3	00	136	3.5	GOOD
h)	Cleanliness / Security / Environment / Ambience	66	66	2	00	136	3.4	GOOD
5	How do you rate Curricular / Extra Curricular activities at VCE	79	56	1	00	136	3.5	GOOD
6	How do you rate Examination Process, Evaluation and Assessment	61	75	0	00	136	3.4	GOOD
7	Do you have obtained sufficient technical know-how (both in Theory and Practical) from the curriculum?	83	52	1	00	136	3.6	GOOD
8	What is the level of relevance of education imparted at Department?	74	52	1	00	136	3.5	GOOD
9	Rate the following academic initiatives taken by the college / department to improve technical know-how of the students.							
a)	Seminars & Workshop	89	47	00	00	136	3.6	GOOD
b)	Internships, Industry Oriented Projects & Industrial Visits	75	56	5	00	136	3.5	GOOD
c)	Value Added Courses for bridging Industry Academic gap	84	50	02	00	136	3.6	GOOD
d)	Guest Lectures by Eminent Speakers from Industry / Academia	74	62	00	00	136	3.5	GOOD
10	How do you rate the subjects and syllabi of the curriculum adopted?	78	53	05	00	136	3.5	GOOD


 Head of the department



Viswambhara Educational Society
VAAGDEVI COLLEGE OF ENGINEERING
UGC-Autonomous
Bollikunta, Warangal, Telangana – 506 005

2017-18



The Exit Level feedback was conducted at the exit level of both the UG and PG students. The feedback was collected on the requirements regarding facilities, curriculum, teaching quality & services. As the graph above depicts we can see that over all there score of 4. And all the Criteria's mentioned in the feedback have score above 3.25 except for the student services where it was noted that the Hostel Facilities needed to be improved.

After the discussion, the grievances about hostel was decided that same should be communicated to the hostel warden.

Head of the department

STUDENT FEEDBACK SUMMARY (2017-18)

(Exit Survey)

Total No. of Samples: 92

<u>Note:</u>		4 – Excellent				3 – Good				2 – Average				1 – Poor			
Sr. No.	Survey Aspects	4	3	2	1	No. of Resp	Attainment Value	Remarks									
1	How much do you feel proud as a part of VCE as Student?	18	63	07	04	92	3.03	Good									
2	How do you rate activities organized by VCE for your overall development?	12	73	06	01	92	3.04	Good									
3	How do you rate Canteen / Departmental Stores / Medical facilities at VCE	10	75	04	--	89	3.06	Good									
4	Rate the adequacy of following as they were during your tenure as a student at VCE																
a)	Laboratories & Equipment	15	77	--	--	92	3.16	Good									
b)	Library	15	77	--	--	92	3.16	Good									
c)	Computer Facilities	13	79	--	--	92	3.14	Good									
d)	Internet & Wi-Fi	10	80	02	--	92	3.08	Good									
e)	Sports / NCC / NSS	06	71	03	--	80	3.03	Good									
f)	Faculty and their Support	22	72	08	--	92	3.47	Good									
g)	Curriculum / Syllabus	11	76	05	--	92	3.06	Good									
h)	Cleanliness / Security / Environment / Ambience	14	74	04	--	92	3.04	Good									
5	How do you rate Curricular / Extra Curricular activities	09	81	01	--	91	3.08	Good									
6	How do you rate Examination Process, Evaluation and	11	78	03	--	92	3.08	Good									
7	Do you have obtained sufficient technical know-how (both in Theory and Practical) from the curriculum?	06	74	07	--	87	2.98	Average									
8	What is the level of relevance of education imparted at	17	70	03	02	92	3.10	Good									
9	Rate the following academic initiatives taken by the college / department to improve																
a)	Seminars & Workshop	15	70	07	--	92	3.08	Good									
b)	Internships, Industry Oriented Projects & Industrial	10	75	06	01	92	3.02	Good									
c)	Value Added Courses for bridging Industry Academic	09	71	09	03	92	2.93	Average									
d)	Guest Lectures by Eminent Speakers from Industry /	16	73	03	--	92	3.14	Good									
10	How do you rate the subjects and syllabi of the	11	76	05	--	92	3.06	Good									

HOD Remarks:

we have conducted student survey for the academic year (2017-2018) and it is observed that we extended our questionnaire and deep survey conducted it is in some cases we got average and we have not upto the mark most of the cases we did good.

Head
Department
Vaagdevi College of Engineering
Boltikunta, WARANGAL

ALUMNI FEEDBACK SUMMARY (2017-18)

Total No. of Samples: 57

<u>Note:</u>		<u>4 - Excellent</u>				<u>3 - Good</u>				<u>2 - Average</u>				<u>1 - Poor</u>				No. of Responses	Attainment Value	Remarks
Sr. No.	Survey Aspects	4	3	2	1	4	3	2	1	4	3	2	1	4	3	2	1			
1	How much do you feel proud to be associated with VCE as Alumni?	15	39	3	-													57	3.21	Good
2	How do you rate the value added courses, workshops and other skill development activities organized by VCE for your overall development?	19	35	3	-													57	3.28	Good
3	How much you are willing to contribute to the development of VCE?	21	33	3	-													57	3.31	Good
4	What extent of the curriculum is meeting the industry / employment needs	24	30	3	-													57	3.36	Good
5	How do you rate yourself in designing skills with the knowledge acquired in your course	24	32	1	-													57	3.40	Good
6	How do you rate your involvement and participation in outreach activities to serve the society.	26	30	1	-													57	3.43	Good
7	How do you rate the tools, technology and evolving trends in your area of specialization	27	29	1	-													57	3.45	Good
8	How do you rate the relevance of professional and open electives in your current job	24	32	1	-													57	3.40	Good
9	How the professional bodies helped you in your career	28	29	-	-													57	3.49	Good
10	How is your curriculum helped to explore the entrepreneurship opportunities in the area of specialization	30	27	-	-													57	3.52	Good
11	How do you rate the communication skills, managerial skills and technical skills help your professional growth	28	29	-	-													57	3.49	Good
12	How do you rate the knowledge on multidisciplinary domains	31	26	-	-													57	3.54	Good
13	How do you rate the updation of curriculum in meeting the industry / employer requirements	31	25	1	-													57	3.52	Good

HOD Remarks:

Alumni feel Proud of VCE with all aspects and we will take steps in that direction. All the faculty/alumni members are requested to put up role in the college activities and we take their help in overall development of the Department.


Head
MBA Department
Vaagdevi College of Engineering
Bollikunta, WARANGAL-506 005

FACULTY FEEDBACK SUMMARY (2017-18)

Total No. of Samples: 24

Note: 4 – Excellent

3 – Good

2 – Average

1 – Poor

Sr. No.	Survey Aspects	4	3	2	1	No. of Responses	Attainment Value	Remarks
1	How do you rate your satisfaction being a faculty at VCE	4	13	7		24	3.88	Good
2	How do you rate yourself at Teaching / Research / Administrative Responsibilities	3	13	8		24	3.79	Good
3	How do you rate resources at VCE to engage with society and industry?	4	13	7		24	3.88	Good
4	How do you rate the Teaching-Learning environment	4	12	8		24	3.83	Good
5	How do you rate the Curriculum adopted for B.Tech & M. Tech / MBA	4	13	7		24	3.88	Good
6	How do you rate the balance between theory and Laboratory courses	4	14	6		24	3.92	Good
7	How do you rate the adequacy of Elective Courses	4	11	6		24	3.92	Good
8	Text / Reference books availability in library	4	15	5		24	3.96	Good
9	e-resources to both faculty and students	4	15	5		24	3.96	Good
10	Aims and objectives of the course are well defined	4	15	5		24	3.96	Good
11	Infrastructure facilities such as cabins, class rooms and toilets	4	15	5		24	3.96	Good
12	Freedom to propose additional topics in the syllabus	3	13	8		24	3.79	Good
13	Freedom to adopt new techniques / strategies of testing and assessment of students progress	3	13	8		24	3.79	Good
14	Are the students able to collaborate with others when working on multidisciplinary teams	4	12	8		24	3.83	Good
15	How do you rate the growth of interpersonal skills of students as an individual and while working in teams	4	11	9		24	3.79	Good
16	How do you rate the students' interest in attending workshops, seminars and internships to acquire the knowledge on modern engineering practice.	4	11	9		24	3.79	Good
17	How do you rate the students in integrating the engineering tools and techniques to solve real-world problems	4	13	7		24	3.88	Good
18	How do you rate analytical skills during their performance of processes and systems to meet the desired needs	4	11	9		24	3.79	Good
19	Are the students able to estimate the impact of engineering solutions in a societal context	4	15	5		24	3.96	Good
20	How do you rate the overall performance of students	3	13	8		24	3.79	Good

HOD Remarks: The Dept of MBA. conducted faculty feedback survey for the academic (2017-2018) and observed that most of the aspects they are expressed good in the survey. The reason for this expression is we are focussing more on the individual development of the faculty and then giving good service to students.

PARENT FEEDBACK SUMMARY (2017-18)


(Exit Survey)

Total No. of Samples: 68

		<u>Note:</u> 4 – Excellent 3 – Good 2 – Average 1 – Poor				No. of Response s	Attainment Value	Remarks
Sr. No.	Survey Aspects	4	3	2	1			
1	How do you rate the Teaching-Learning Environment	20	33	11	4	68	3.01	Good
2	How do you rate the learning facilities provided by the institute							
a)	Dedicated Faculty	23	34	8	3	68	3.13	Good
b)	Practical training and orientation	21	35	8	4	68	3.07	Good
c)	Seminars, Workshops and Discussions	26	39	2	1	68	3.32	Good
d)	Topics covered beyond the syllabus	25	40	3	-	68	3.32	Good
e)	Ambience for Learning	29	37	2	-	68	3.40	Good
3	How do you rate Competence & Commitment of Faculty	30	35	3	-	68	3.40	Good
4	How do you rate Curricular / Extra Curricular activities at	28	33	5	2	68	3.28	Good
5	How do you rate the Infrastructure Facilities							
a)	Classrooms & Laboratories	34	30	4	-	68	3.44	Good
b)	Seminar Halls and Tutorial Rooms	34	31	3	-	68	3.45	Good
c)	Computing and Communication facilities	31	33	2	2	68	3.36	Good
d)	Central and Department Library Facilities	35	31	2	-	68	3.48	Good
6	How do you rate the treatment of students irrespective of their gender, background etc. in teaching?	34	32	2		68	3.47	Good
7	How do you rate our curriculum in terms of relevance with latest technologies	35	31	2	-	68	3.48	Good
8	How do you rate the attendance, assessment and evaluation system in our college	34	34	-	-	68	3.50	Good
9	In your Considered Opinion, the institute provided							
a)	Placement Assistance	23	34	9	2	68	3.14	Good
b)	Hostel / Transportation Facility	25	41	2	-	68	3.33	Good
c)	Scope for Co-curricular & Extra-Curricular Activities	30	36	2		68	3.41	Good
d)	Canteen Facility	28	34	4	2	68	3.29	Good
e)	Medical Facility	20	33	12	3	68	3.02	Good
10	Overall Rating of Vaagdevi College of Engineering	34	34	-	-	68	3.50	Good

HOD Remarks:

Parent feed back survey conducted for the academic year (2017-2018) by the Department of MBA. It is observed that most of the parents expressed a positive opinion about the statements given in survey and observed majority of the parents stated good in the feed back we have reached attainment value.


Head
 MBA Department
 Vaagdevi College of Engineering

STUDENT FEEDBACK SUMMARY (2017-18)

(Exit Survey)

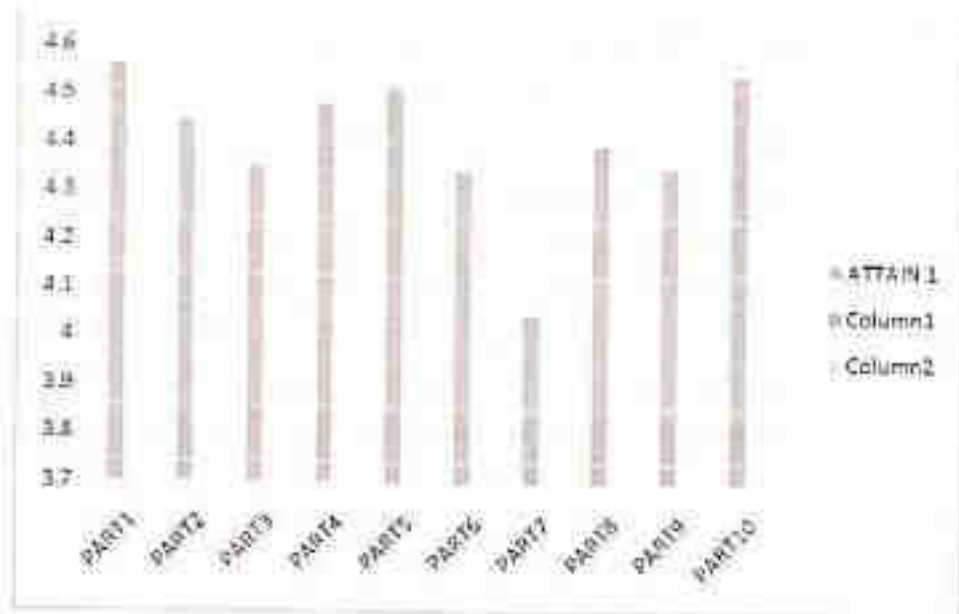
Total No. of Samples: 65

S.no	Particulars	5	4	3	2	1	No. of Responses	Attainment Value
1	College Infrastructure	42	25	4	2	2	65	4.56
2	Effectiveness of teaching process	28	32	4	1	2	65	4.44
3	Department resources (lab facilities)	31	21	5	1	0	65	4.35
4	Cooperation from faculty	35	18	6	0	1	65	4.28
5	Library facilities	43	25	5	1	1	65	4.52
6	Computing and internet facilities	28	25	4	1	1	65	4.35
7	Sports and extracurricular facilities	20	21	17	1	1	65	4.05
8	Personality / Communication / skill development facilities	35	20	9	1	0	65	4.40
9	Training & placement and career guidance	32	22	4	1	1	65	4.35
10	Overall functioning of the college	27	31	5	1	1	65	4.54

Note: 5-Excellent, 4-Very Good, 3-Good, 2-Average, 1-Poor



Viswambhara Educational Society
VAAAGDEVI COLLEGE OF ENGINEERING
 Bollikunta, Warangal, Telangana – 506 005



GRAPH FOR STUDENT FEEDBACK SUMMARY [2017-18]

[Signature]

Vaswambhara Educational Society
VAAGDEVI COLLEGE OF ENGINEERING
Bellikunta, Warangal, Telangana – 506 005


ALUMNI SURVEY SUMMERY(2017-2018)

Total No. of Samples: 55

K.No.	Particulars	5	4	3	2	1	No. of Responses	Attainment Value
1	PEOPLE able to employable in hardware & software professional accepted solution.	10	31	2	4	2	55	5.61
2	PEOPLE able to analyze the problem by applying the principles of Electronics & Communication Engineering, mathematics and scientific investigation and to design and implement industry accepted solution using latest technologies.	20	31	1	2	1	55	4.80
3	PEOPLE able to work productively in supportive and leadership roles on multidisciplinary teams with effective communication and team work skills with high regard to legal and ethical responsibilities.	19	30	2	3	1	55	4.45
4	PEOPLE able to embrace lifelong learning to meet ever changing developments in Electronics & Communication Engineering.	22	25	4	2	2	55	4.34
5	PEOPLE communicate the ideas of the students for effective collaboration with other institutions of Engineering stream.	21	30	4	3	1	55	4.22

P. S. R. Reddy

Vishwamihara Educational Society
VAAGDEVI COLLEGE OF ENGINEERING
Bolikunta, Warangal, Telangana - 506 005



GRAPH FOR ALUMNI SURVEY SUMMARY (2017-2018)


[Handwritten Signature]

PARENT FEEDBACK SUMMARY (2017-18)

Total No. of Samples: 51

Note: 5-Excellent 4-Very good 3-Good 2-Average 1-Poor

Sr. No.	Particulars	5	4	3	2	1	No of Responses	Attainment Value
1	Academic Infrastructure	33	17	1	0	0	51	4.56
2	Environment	22	26	2	1	0	51	4.31
3	Transport Facility	10	21	16	4	0	51	3.78
4	Discipline	19	21	7	4	0	51	4.23
5	Hostel Facilities	10	15	8	8	0	51	3.88
6	Quality of Faculty	19	30	2	0	0	51	4.23
7	Placement Activities	14	25	8	2	2	51	3.99
8	Extracurricular Activities	22	19	6	3	1	51	4.12
9	Value Added Training Programmes	14	25	8	3	0	51	4.11
10	Results	14	27	9	1	0	51	4.13



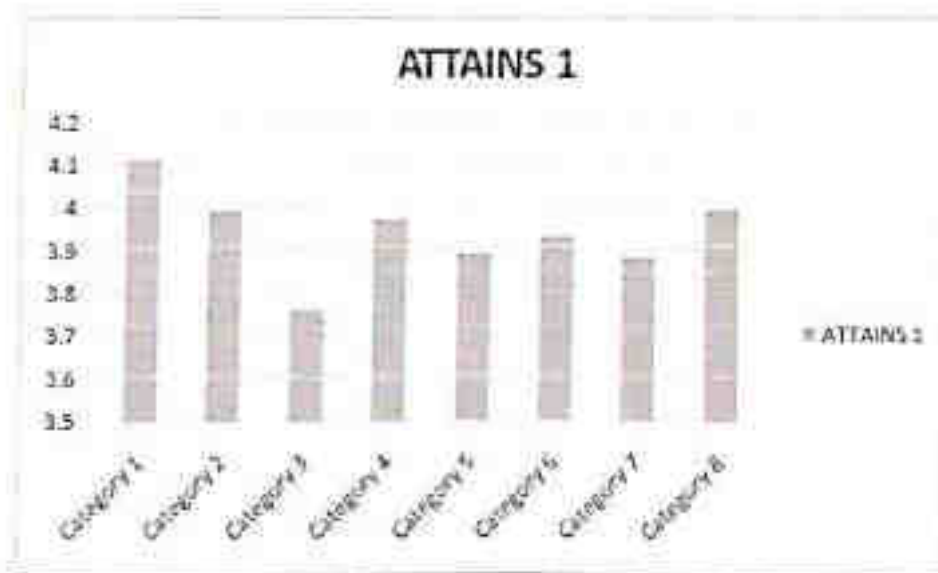
GRAPH FOR PARENT FEEDBACK SUMMARY (2017-18)

[Signature]

FACULTY FEEDBACK SUMMARY (2017 – 2018)

Total No. of Samples: 54

Sr No.	Survey Aspects	4	3	2	1	No. of responses	Attainment Value	Remarks
	Class room resources	52	2	0	0	54	4.11	
2	Digital library	33	21	0	0	54	3.99	
3	Research facility	35	19	0	0	54	3.76	
4	Deputation to attend workshops outside	47	7	0	0	54	3.97	
5	Increments	42	12	0	0	54	3.89	
6	Promotional policies	46	8	0	0	54	3.93	
7	Service rules	40	14	0	0	54	3.88	
8	Transportation	46	8	2	0	54	3.99	



GRAPH FOR FACULTY FEEDBACK SUMMARY (2017 – 2018)

[Signature]